



2045 East Innovation Circle
Tempe, Arizona 85284

April 12, 2024

To Our Stockholders:

You are cordially invited to attend the 2024 Annual Meeting of Stockholders of Amkor Technology, Inc. to be held on Tuesday, May 14, 2024 at 9:00 a.m. EDT. We have determined that the Annual Meeting will be held in a virtual meeting format only, via the internet. You may attend the Annual Meeting, submit questions, and vote your shares electronically during the meeting via live webcast at meetnow.global/MRHAM2U. You will need the 15-digit control number printed on your proxy card to participate in the Annual Meeting. We recommend that you log in at least 15 minutes before the Annual Meeting to ensure you are logged in when the meeting starts.

The actions expected to be taken at the 2024 Annual Meeting of Stockholders are described in detail in the enclosed Proxy Statement and Notice of Annual Meeting of Stockholders. We also encourage you to read our 2023 Annual Report to Stockholders. It includes information about our company and our audited financial statements. A copy of our 2023 Annual Report to Stockholders was previously sent to you or is included with the enclosed Proxy Statement.

Please use this opportunity to take part in the affairs of Amkor Technology, Inc. by voting on the business to come before the 2024 Annual Meeting of Stockholders. **Whether or not you plan to attend such meeting, please complete, sign, date, and return the accompanying proxy in the enclosed postage-prepaid envelope or submit your proxy by internet or telephone to ensure that your shares are represented at the Annual Meeting.** Returning the proxy does **NOT** deprive you of your right to attend the Annual Meeting or to vote your shares during such meeting for the matters to be acted upon at such meeting.

Thank you for your continuing support.

Sincerely,

A handwritten signature in black ink, appearing to read 'J. Kim'.

James J. Kim
Executive Chairman of the Board

AMKOR TECHNOLOGY, INC.

NOTICE OF ANNUAL MEETING OF STOCKHOLDERS To be held on May 14, 2024

Dear Amkor Stockholder:

On Tuesday, May 14, 2024, Amkor Technology, Inc., a Delaware corporation, will hold its 2024 Annual Meeting of Stockholders. The meeting will begin at 9:00 a.m. EDT. We have determined that the Annual Meeting will be held in a virtual meeting format only, via the internet. You may attend the Annual Meeting, submit questions, and vote your shares electronically during the meeting via live webcast at meetnow.global/MRHAM2U. You will need the 15-digit control number printed on your proxy card to participate in the Annual Meeting. We recommend that you log in at least 15 minutes before the Annual Meeting to ensure you are logged in when the meeting starts.

Only stockholders of record who held shares of Amkor Technology, Inc. common stock at the close of business on March 22, 2024 may vote at the Annual Meeting or any adjournments or postponements that may take place. A complete list of stockholders entitled to vote at the Annual Meeting will be available for examination by the stockholders for any purpose relating to such meeting at our principal executive office, located at 2045 East Innovation Circle, Tempe, Arizona 85284, for a period of at least 10 days prior to such meeting.

The list also will be available at the virtual Annual Meeting at meetnow.global/MRHAM2U.

At the 2024 Annual Meeting of Stockholders, stockholders will consider and act upon the following matters:

1. Election of the 11 directors named in the enclosed proxy statement;
2. An advisory vote to approve the compensation of our named executive officers;
3. Ratification of the appointment of PricewaterhouseCoopers LLP as our independent registered public accounting firm for the year ending December 31, 2024;
4. Shareholder proposal to report on effectiveness of the company's diversity, equity, and inclusion efforts; and
5. Such other business as may properly come before the meeting and any adjournment or postponement thereof.

The Board of Directors recommends that you vote in favor of proposals 1, 2, and 3, and against proposal 4, as outlined in this proxy statement.

The approximate mailing date of the enclosed proxy statement and proxy card is April 12, 2024.

BY ORDER OF THE BOARD OF DIRECTORS



Mark N. Rogers
Executive Vice President, General Counsel, and
Corporate Secretary

April 12, 2024
Tempe, Arizona

YOUR VOTE IS IMPORTANT

To assure your representation at the 2024 Annual Meeting of Stockholders, you are requested to complete, sign, and date the enclosed proxy as promptly as possible and return it in the enclosed postage-prepaid envelope or submit your proxy by internet or telephone.

**Important Notice Regarding the Availability of Proxy Materials for the Stockholders
Meeting to Be Held on May 14, 2024:**

The Proxy Statement for the 2024 Annual Meeting of Stockholders and our 2023 Annual Report to Stockholders for the year ended December 31, 2023 are available at: <http://www.envisionreports.com/AMKR>

TABLE OF CONTENTS

	<u>PAGE</u>
Information Concerning Solicitation and Voting	<u>1</u>
Proposal One: Election of Directors	4
Corporate Governance	10
Director Compensation	19
Director Compensation Table	20
Executive Officers	22
Executive Compensation	23
Compensation Discussion and Analysis	23
Summary Compensation Table	35
Grants of Plan-Based Awards	38
Outstanding Equity Awards at Fiscal Year-End	39
Option Exercises and Stock Vested	41
Employment, Severance, and Change in Control Arrangements	41
Potential Payments upon Termination or Change in Control	43
Security Ownership of Certain Beneficial Owners and Management	46
Pay versus Performance	51
Pay Ratio	55
Proposal Two: Advisory Vote to Approve the Compensation of Our Named Executive Officers	56
Proposal Three: Ratification of Appointment of Independent Registered Public Accounting Firm	56
Report of the Audit Committee of the Board of Directors	58
Proposal Four: Shareholder Proposal to Report on Effectiveness of the Company's Diversity, Equity, and Inclusion Efforts	59
Incorporation by Reference	61
Delinquent Section 16(a) Reports	61
Delivery of Voting Materials to Stockholders Sharing an Address	61
Annual Report on Form 10-K	62

AMKOR TECHNOLOGY, INC.

PROXY STATEMENT

INFORMATION CONCERNING SOLICITATION AND VOTING

This proxy statement and the accompanying proxy card are furnished in connection with the solicitation of proxies by the Board of Directors (the “Board of Directors” or the “Board”) of Amkor Technology, Inc. (“Amkor,” “we,” “us,” or the “Company”). Our principal executive office is located at 2045 East Innovation Circle, Tempe, Arizona 85284, telephone number (480) 821-5000. The proxies will be voted at the Annual Meeting of Stockholders to be held on Tuesday, May 14, 2024 at 9:00 a.m. EDT and any adjournment or postponement thereof (the “Annual Meeting”).

The Annual Meeting will be held virtually, via the internet, at meetnow.global/MRHAM2U. At our virtual Annual Meeting, stockholders will be able to attend, vote, and submit questions via the internet.

We intend to mail definitive copies of these proxy materials on or about April 12, 2024 to stockholders of record who held our common stock at the close of business on March 22, 2024 (the “Record Date”).

The following is important information regarding the Annual Meeting and this proxy statement.

Q: How can I attend the Annual Meeting?

A: We have determined that the Annual Meeting will be held in a virtual meeting format only, via the internet. You may attend the Annual Meeting, submit questions, and vote your shares electronically during the Annual Meeting via live webcast at meetnow.global/MRHAM2U. Stockholders as of the Record Date who attend and participate in the virtual Annual Meeting will have an opportunity to submit questions live via the internet during a designated portion of the Annual Meeting. You will need the 15-digit control number printed on your proxy card to submit questions or otherwise participate in the Annual Meeting.

In advance of the Annual Meeting, we encourage you to carefully review our admission procedures at meetnow.global/MRHAM2U. We also recommend that you log in at least 15 minutes before the start to ensure you are logged in when the Annual Meeting starts. If you encounter any technical difficulties accessing the Annual Meeting during check-in or at any other time during the Annual Meeting, please call the technical support phone number that will be posted on the virtual Annual Meeting login page.

Q: What may I vote on?

- A:
1. The election of 11 nominees named in this proxy statement to serve on our Board of Directors (“Proposal One”);
 2. An advisory vote to approve the compensation of our named executive officers (“Proposal Two”);
 3. The ratification of the appointment of PricewaterhouseCoopers LLP as our independent registered public accounting firm for the year ending December 31, 2024 (“Proposal Three”); and
 4. Shareholder proposal to report on effectiveness of the company’s diversity, equity, and inclusion efforts (“Proposal Four”).

Q: How does the Board recommend I vote on the proposals?

A: The Board recommends a vote **FOR** each of Proposal One, Proposal Two, and Proposal Three and a vote **AGAINST** Proposal Four.

Q: Who is entitled to vote?

A: Stockholders of record as of the close of business on the Record Date are entitled to vote at the Annual Meeting. Each stockholder is entitled to one vote for each share of common stock held on the Record Date. As of the Record Date, 246,155,251 shares of Amkor's common stock were outstanding.

Q: How do I vote?

A: Registered holders may vote:

- At the virtual Annual Meeting, by following the instructions at meetnow.global/MRHAM2U, using the 15-digit control number printed on your proxy card;
- By mail, by signing and dating each proxy card you receive and returning it in the postage-prepaid envelope; or
- By internet or telephone, following the instructions on the proxy card.

If your shares are held by a bank, brokerage firm, or other record holder, please refer to your proxy card or other information provided to you for instructions on how to vote.

If you hold your shares through a broker and do not provide your broker with specific voting instructions, under the rules that govern brokers in such circumstances, your broker will have the discretion to vote such shares on routine matters but not on non-routine matters. Even though we are a company listed on the Nasdaq Global Select Market ("Nasdaq"), the New York Stock Exchange ("NYSE") rules govern how a broker licensed by the NYSE can vote shares it holds on behalf of stockholders of Nasdaq-listed companies. As a result, your broker:

- will not have the authority to exercise discretion to vote your shares with respect to Proposal One, Proposal Two, or Proposal Four because NYSE rules treat those matters as non-routine; and
- will have the authority to exercise discretion to vote your shares with respect to Proposal Three because that matter is treated as routine under NYSE rules.

Because the proposals to be acted upon at the Annual Meeting include both routine and non-routine matters, we anticipate that brokers may return proxy cards that vote uninstructed shares "FOR" or "AGAINST" Proposal Three, but expressly state that the broker is NOT voting on Proposal One, Proposal Two, or Proposal Four. A broker's withholding of a vote, in this case with respect to Proposal One, Proposal Two, or Proposal Four, is referred to as a "broker non-vote." Broker non-votes will not be counted as present or represented for purposes of determining whether stockholder approval of a matter has been obtained and thus will not have an effect on the outcome of the vote.

If you abstain from voting on Proposal Two, Proposal Three, or Proposal Four, the abstention will have the same effect as a vote against the proposal. If you abstain from voting on Proposal One, the abstention will not have an effect on the outcome of the vote.

Q: What is the voting requirement to approve each of the proposals?

A: Under Proposal One, the 11 directors receiving the highest number of affirmative votes cast will be elected. The approval, on an advisory basis, of Proposal Two and the approval of Proposal Three and Proposal Four each requires the affirmative vote of a majority of the shares present in person or represented by proxy and entitled to vote on that proposal at the Annual Meeting. Abstentions are not counted in the tally of votes FOR or AGAINST a proposal but are counted as present in person or represented by proxy and entitled to vote. A withheld vote is the same as an abstention.

Q: What is a "quorum"?

A: A "quorum" is a majority of the outstanding shares entitled to vote at a meeting being present at the meeting or represented by proxy. There must be a quorum for a meeting to be held and action to be validly taken. If

you submit a properly executed proxy, even if you abstain from voting, then your shares will be counted toward the presence of a quorum at the Annual Meeting. If a broker indicates on a proxy that it does not have discretionary authority to vote certain shares on a particular matter (resulting in a broker non-vote), those shares will not be counted as present or represented for purposes of determining whether stockholder approval of that matter has been obtained but will be counted for purposes of establishing a quorum. Virtual attendance at our Annual Meeting constitutes presence in person for purposes of establishing a quorum.

Q: How can I change my vote or revoke my proxy?

A: If you are a registered holder, you have the right to revoke your proxy and change your vote at any time before the Annual Meeting by: (i) submitting a later-dated proxy by mail, internet, or telephone; (ii) mailing a written notice of revocation to Amkor Technology, Inc., Attention: Corporate Secretary, 2045 East Innovation Circle, Tempe, Arizona 85284; or (iii) attending and voting at the virtual Annual Meeting. Attendance at the Annual Meeting, in and of itself, will not constitute a revocation of a proxy. If your shares are held by a bank, brokerage firm, or other record holder, please contact that firm or holder for instructions on how to change your vote or revoke your proxy.

Q: What does it mean if I get more than one proxy card?

A: It means you hold shares registered in more than one account. Submit all proxies to ensure that all your shares are voted.

Q: Who can attend the Annual Meeting?

A: All stockholders as of the Record Date and persons holding a valid proxy for the Annual Meeting may attend the Annual Meeting via live webcast by following the instructions at meetnow.global/MRHAM2U. All attendees will need the 15-digit control number printed on their proxy card in order to be admitted to the Annual Meeting.

Q: How will voting on any other business be conducted?

A: Although we do not know of any business to be considered at the Annual Meeting other than the proposals described in this proxy statement, if any other business is properly presented at the Annual Meeting, your proxy gives authority to James J. Kim, Amkor's Executive Chairman, and Giel Rutten, Amkor's President and Chief Executive Officer, to vote your shares on such matters at their discretion.

Q: How and when may I submit proposals for the 2025 Annual Meeting of Stockholders?

A: To have your proposal included in our proxy statement and form of proxy for the Company's 2025 Annual Meeting of Stockholders (the "2025 Annual Meeting"), we must receive your written proposal no later than December 13, 2024. You may submit proposals after this date for consideration at the 2025 Annual Meeting, but we are not required to include any proposal submitted after this date in the proxy statement for the 2025 Annual Meeting or the related proxy card.

If you intend to submit a proposal or nomination for director for the 2025 Annual Meeting (but not seek inclusion of such proposal or nomination in the Company's proxy materials), you must comply with the advance notice provisions in our bylaws (the "Bylaws"). To be timely, we must receive written notice of your proposal no earlier than January 14, 2025 and no later than February 13, 2025.

All proposals must, under law, be an appropriate subject for stockholder action and must be submitted in writing to Amkor's Corporate Secretary, Amkor Technology, Inc., 2045 East Innovation Circle, Tempe, Arizona 85284. You should also be aware of certain other requirements you must meet to have your proposal brought before the 2025 Annual Meeting. These requirements are explained in Rule 14a-8 under the Securities Exchange Act of 1934, as amended (the "Exchange Act"), and in the Bylaws.

Q: Who is soliciting proxies?

A: This solicitation of proxies is made by the Board of Directors. All related costs will be borne by Amkor.

We have retained the services of Computershare Trust Company, N.A. to aid in the distribution of our Annual Meeting materials to brokers, bank nominees, and other institutional owners. Proxies may also be solicited by certain of Amkor's officers and regular employees, without additional compensation, in person or by telephone or facsimile.

PROPOSAL ONE
ELECTION OF DIRECTORS

At the Annual Meeting, the terms of our 11 incumbent directors will expire. Each of these 11 incumbent directors has been nominated to stand for election to the Board of Directors this year. Unless otherwise instructed, the proxy holders will vote the proxies received by them for the election of the 11 nominees named below. Each nominee has consented to be named as a nominee in this proxy statement and to serve as a director if elected. Should any nominee become unable or decline to serve as a director or should additional persons be nominated at the Annual Meeting, the proxy holders intend to vote all proxies received by them in such a manner as will assure the election of as many nominees identified below as possible (and, if additional nominees have been designated by the Board to fill any vacancies, in such manner as to elect such additional nominees). Our nominees for the election of directors include eight independent directors, as defined in the applicable rules for companies traded on Nasdaq. At the recommendation of the Nominating and Governance Committee of the Board (the "Nominating and Governance Committee"), the Board has selected the nominees to serve as directors for a one-year term until our next annual meeting and until their successor is duly elected and qualified or until their earlier resignation or removal. We expect that each nominee will be able to serve as a director.

Required Vote

Directors are elected by a plurality of votes cast, so the 11 candidates receiving the highest number of affirmative votes cast will be elected as directors. Votes withheld and broker non-votes are not counted toward the total votes cast in favor of a nominee.

Summary Information – Nominees for the Board of Directors

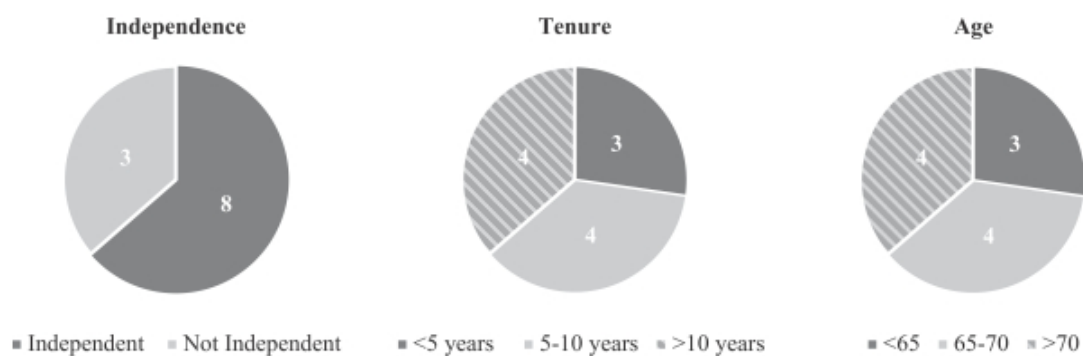
The Board considers various qualifications, characteristics, and other factors when evaluating individual directors, as well as the composition of the Board as a whole. As part of this process, the Board and the Nominating and Governance Committee review the particular experiences, qualifications, attributes, and skills of each nominee to determine if that person should stand for election to serve as a director of the Company.

Below is summary information, as of April 1, 2024, about the skills, experience, diversity, independence, tenure, and age for the 11 director nominees as a group, followed by biographies for the nominees. The biography for each of the nominees contains information regarding the person's experience and director positions held currently or during the last five years and information regarding involvement in certain legal or administrative proceedings, to the extent applicable. The biographies also highlight the particular experiences, qualifications, attributes, or skills that caused the Nominating and Governance Committee and the Board to conclude that the person should be nominated to serve as a director of the Company.

Director Skills, Experience, and Diversity

	James J. Kim	Susan Y. Kim	Giel Ratten	Douglas A. Alexander	Roger A. Carolin	Winston J. Churchill	Daniel Liao	MaryFrances McCourt	Robert R. Morse	Gil C. Tily	David N. Watson
Skills and Experience											
Executive Management	•		•	•	•	•	•	•	•	•	•
Other Public Company Board Experience	•	•		•	•	•	•		•		
Public Company CEO Experience	•		•		•				•		
Corporate Governance				•	•	•	•		•	•	•
Finance or Accounting	•			•	•	•		•	•	•	
Human Capital Management		•	•	•		•	•	•	•	•	•
Semiconductor Industry	•	•	•		•	•	•			•	
Technology			•	•	•	•	•		•		•
Manufacturing	•		•		•		•		•		
International Business	•	•	•	•	•		•		•	•	
Gender											
Male	•		•	•	•	•	•		•	•	•
Female		•						•			
Non-Binary											
Did Not Disclose Gender											
Demographic Background											
African American or Black											
Alaskan Native or Native American											
Asian	•	•					•				
Hispanic or Latinx											
Native Hawaiian or Pacific Islander											
White			•	•	•	•		•	•	•	•
Two or More Races or Ethnicities											
LGBTQ+											
Did Not Disclose Demographic Background											

Independence, Tenure, Age



[Table of Contents](#)

The slate of director nominees includes diverse candidates with a broad range of skills and experience. The tenure of director nominees, with a majority of the nominees having served for fewer than 10 years, demonstrates the Board's desire to balance experience and refreshment. The age of director nominees is fairly distributed over three age ranges, two of the 11 nominees self-identify as female, and three of the 11 nominees self-identify as ethnically diverse.

The Board unanimously recommends a vote FOR the election of each of the nominees for director below.

Nominees for the Board of Directors

The following table sets forth, as of April 1, 2024, the names, ages, and positions with the Company of our 11 incumbent directors who are being nominated for re-election to the Board of Directors.

<u>Name</u>	<u>Age</u>	<u>Position</u>
James J. Kim	88	Executive Chairman of the Board
Susan Y. Kim	61	Executive Vice Chairman of the Board
Giel Rutten	66	President, Chief Executive Officer, and Director
Douglas A. Alexander (1)(4)	62	Director
Roger A. Carolin (1)(2)(3)(4)	68	Director
Winston J. Churchill (1)(3)(4)	83	Lead Independent Director
Daniel Liao (4)	70	Director
MaryFrances McCourt (2)(4)	62	Director
Robert R. Morse (2)(3)(4)	68	Director
Gil C. Tily (1)(4)	70	Director
David N. Watson (3)(4)	65	Director

Notes

- (1) Member of the Nominating and Governance Committee.
- (2) Member of the Audit Committee of the Board (the "Audit Committee").
- (3) Member of the Compensation Committee of the Board (the "Compensation Committee").
- (4) Qualifies as independent under Nasdaq listing standards and U.S. Securities and Exchange Commission ("SEC") regulations, as determined by the Board of Directors.

Biographies of Nominees for the Board of Directors

James J. Kim. James J. Kim was appointed as Executive Chairman of the Board of Directors in October 2009. Mr. Kim served as our Chairman and Chief Executive Officer from September 1997 until October 2009. Mr. Kim founded our predecessor, Amkor Electronics, Inc., in 1968 and served as its Chairman from 1970 to April 1998. Mr. Kim is the father of Susan Y. Kim, Executive Vice Chairman of our Board.

As a result of these and other professional experiences, including his more than 50 years of service as our Chairman and Chief Executive Officer, Mr. Kim has a comprehensive understanding of the semiconductor industry and broad executive management experience in our business. He also possesses particular knowledge and experience in the manufacturing, international business, and finance areas relevant to the Company. The Board believes that the above skills and experiences qualify Mr. Kim for election to our Board.

Susan Y. Kim. Susan Y. Kim has been a director of Amkor since February 2015 and has served as Executive Vice Chairman of the Board of Directors since August 2020. Ms. Kim served as Vice Chairman of the Board of Directors from May 2020 to August 2020. She is an active philanthropist who also sits on the Board of

[Table of Contents](#)

Trustees of the Catholic Foundation of Greater Philadelphia. In the past, she has served on numerous boards of directors, including the National Constitution Center, The Franklin Institute, the Gesu School, The Shipley School, and EB Games Corp. Ms. Kim holds a B.A. in Sociology from Hamilton College and is the daughter of Mr. Kim.

As a result of these and other professional experiences, including her experience in the semiconductor industry, human capital management experience, and service as a director on the board of an international publicly traded consumer electronics company, the boards of several educational institutions and charitable organizations, and numerous other boards, Ms. Kim possesses particular knowledge and experience that qualify her for election to our Board.

Giel Rutten. Giel Rutten was appointed President, Chief Executive Officer, and a director of the Company in June 2020. Mr. Rutten joined Amkor in February 2014 as Executive Vice President of Advanced Products and served in that role until he was appointed Executive Vice President of the Company in February 2020. Before joining Amkor, he served as Chief Executive Officer of Ledzworld, an LED technology company. Prior to that, he served as Senior Vice President for the Home Business Unit of NXP B.V. (formerly Philips Semiconductors). Mr. Rutten first joined Philips Semiconductors in 1984 and took on various key management positions in the areas of general management, sales and marketing, operations, and engineering in Europe, Asia, and the United States. Mr. Rutten holds a Master's degree in Physics and Chemistry from the University of Nijmegen, the Netherlands and has more than 35 years of experience in the global semiconductor industry.

As a result of these and other professional experiences, Mr. Rutten has a comprehensive understanding of the semiconductor industry and broad executive management experience in our business and possesses particular knowledge and experience in technology, manufacturing, and international business, which are among the key attributes that qualify Mr. Rutten for election to our Board.

Douglas A. Alexander. Douglas A. Alexander has been a director of Amkor since February 2018. Mr. Alexander was an original member of the advisory board of Actua Corporation (formerly ICG Group, Inc.), a multi-vertical cloud technology company. Mr. Alexander joined Actua full-time in September 1997 as Managing Director and was appointed President in January 2009, where he served until December 2017. During his tenure at Actua, Mr. Alexander served in many senior management roles, including as: CEO of WiseWire Technologies, which was acquired by Lycos; CEO of ICG Europe; CEO of Traffic.com, which was acquired by Navteq; and CEO of Channel Intelligence, which was acquired by Google. Mr. Alexander has served on the boards of directors for GovDelivery, Procurian, Bolt, and SponsorHouse, Inc., d/b/a Hookit and served as the Co-Chairman of the Philadelphia National Foundation for Teaching Entrepreneurship (NFTE). He also serves on the Management & Technology Executive Board at the University of Pennsylvania ("UPenn"), where he previously served as Chairman. Mr. Alexander holds a B.S. in Electrical Engineering from UPenn and a B.S. in Economics from the Wharton School of Business at UPenn.

As a result of these and other professional experiences, Mr. Alexander possesses particular knowledge and experience in executive management, corporate governance, international business, and the finance, human capital management, and technology areas relevant to our business, which are among the key attributes that qualify Mr. Alexander for election to our Board.

Roger A. Carolin. Roger A. Carolin has been a director of Amkor since February 2006. Mr. Carolin is currently a Venture Partner at SCP Partners, a multi-stage venture capital firm that invests in technology-oriented companies, a position he has held since 2004. Mr. Carolin works to identify attractive investment opportunities and assists portfolio companies in the areas of strategy development, operating management, and intellectual property. Mr. Carolin co-founded CFM Technologies, Inc., a global manufacturer of semiconductor process equipment, and served as its Chief Executive Officer for 10 years until the company was acquired. Mr. Carolin formerly worked for Honeywell, Inc. and General Electric Co., where he developed test equipment and advanced computer systems for on-board missile applications. Mr. Carolin is a director of Innovative Solutions and

[Table of Contents](#)

Support, Inc. and FourthWall Media, Inc. Mr. Carolin holds a Bachelor's degree in Electrical Engineering from Duke University and an M.B.A. from the Harvard Business School.

As a result of these and other professional experiences and his prior service on our Board, Mr. Carolin has a significant understanding of the semiconductor industry and our business and possesses particular knowledge and experience in executive management, corporate governance, and the technology, manufacturing, and finance areas relevant to our business, which are among the key attributes that qualify Mr. Carolin for election to our Board.

Winston J. Churchill. Winston J. Churchill has been a director of Amkor since July 1998 and was appointed Lead Independent Director in August 2013. Mr. Churchill is the managing general partner of SCP Partners and the Chairman of CIP Capital Management, Inc., an SBA-licensed private equity fund. Previously, Mr. Churchill was a managing partner of Bradford Associates, which managed private equity funds on behalf of Bessemer Securities Corporation and Bessemer Trust Company. From 1967 to 1983, Mr. Churchill practiced law at the Philadelphia firm of Saul Ewing, LLP, where he served as Chairman of the Banking and Financial Institutions Department, Chairman of the Finance Committee, and a member of the Executive Committee. Mr. Churchill is a director of Societal CDMO, Inc., Baudax Bio, Inc., and of various SCP Partners portfolio companies, and he served as a director of INDUS Realty Trust, Inc. (formerly Griffin Industrial Realty, Inc.) from 1997 to 2017, and of Innovation Solutions and Support, Inc. from 1990 to 2023. In addition, he serves on the boards of a number of charities and as a trustee of educational institutions, including the Gesu School and as Chairman of the Young Scholars Charter School. He is a Trustee Fellow of Fordham University and a former Trustee of Georgetown University. From 1989 to 1993, Mr. Churchill served as Chairman of the Finance Committee of the Pennsylvania Public School Employees' Retirement System.

As a result of these and other professional experiences and his prior service on our Board, Mr. Churchill has a significant understanding of our business and the semiconductor industry and possesses particular knowledge and experience in executive management, corporate governance, and the technology, finance, and human capital management areas relevant to our business, which are among the key attributes that qualify Mr. Churchill for election to our Board.

Daniel Liao. Daniel Liao has been a director of Amkor since May 2019. Mr. Liao has served as the Co-Founder of Eunodata Co., Ltd., an integrated data service provider for the semiconductor manufacturing industry, since January 2023. He served as the Senior Advisor of Asia Pacific Regions for Lam Research Corporation ("Lam"), a semiconductor processing equipment company, from February 2020 to February 2022. Previously, Mr. Liao served as a senior executive at Lam from 1993 until his retirement in February 2020, at which time he was serving as Chairman of Lam Asia Pacific Operations (Taiwan, China, and Southeast Asia regions). During his career at Lam, he was a major contributor to the global product development, strategic planning, and growth of Lam's Asia Pacific business. Prior to joining Lam, Mr. Liao held engineering management and technology leadership positions at Integrated Device Technology, Inc. in Santa Clara from 1988 to 1993 and Intel Corporation in Livermore and Santa Clara from 1984 to 1988. Mr. Liao is also a member of the board of directors of Photronics, Inc., a global provider of photomask products and services. He holds a Bachelor's degree in Electrical Engineering from National Cheng Kung University in Taiwan and a Master's degree in Electrical Engineering and Applied Physics from Case Western Reserve University.

As a result of these and other professional experiences, Mr. Liao has a thorough understanding of the semiconductor industry and broad management experience and possesses particular knowledge and experience in executive management, corporate governance, international business, and the human capital management, technology, and manufacturing areas relevant to our business, which are among the key attributes that qualify Mr. Liao for election to our Board.

MaryFrances McCourt. MaryFrances McCourt has been a director of Amkor since February 2018. From April 2022 through September 2023, Ms. McCourt served as the Chief Financial Officer of the University of

[Table of Contents](#)

Chicago (“UChicago”), where she oversaw the financial services, controllership, treasury and capital markets, human resources, information technology services, risk management, compliance, internal audit, and shared services functions at UChicago. Prior to joining UChicago in 2022, Ms. McCourt was the Senior Vice President of Finance and Treasurer at UPenn and served in similar management roles since joining UPenn in March 2016. At UPenn, Ms. McCourt led UPenn’s cash and short-term investment and capital financing strategies, oversaw UPenn’s financial functions, was responsible for UPenn’s multi-year financial planning efforts, collaborated closely with UPenn Medicine leadership on its growth and financial planning, and managed the strategic and operational direction of a variety of functions, including the Comptroller’s Office, financial training, global support services, research services, risk management and insurance, student registration and financial services, and the Treasurer’s Office. Prior to joining UPenn, Ms. McCourt was the Senior Vice President and Chief Financial Officer at Indiana University. Ms. McCourt has also served in financial management positions for Agilysys, Inc., a diversified enterprise focused on technology and enterprise system solutions. She earned her Bachelor’s degree magna cum laude from Duke University and an M.B.A. from Case Western University.

As a result of these and other professional experiences, Ms. McCourt possesses particular knowledge and experience in executive management and the finance and human capital management areas relevant to our business, which are among the key attributes that qualify Ms. McCourt for election to our Board.

Robert R. Morse. Robert R. Morse has been a director of Amkor since February 2013. Mr. Morse has served as Executive Chairman of Bridge Investment Group Holdings, Inc., a real estate fund manager, since January 2011. Previously, Mr. Morse served in various positions with Citigroup, Inc. (“Citi”) and Salomon Smith Barney since the 1980s, including Chief Executive Officer of Citi’s Asia Institutional Client Group and Global Head of Investment Banking. Mr. Morse is a graduate of Yale University, Harvard Business School, and Harvard Law School.

As a result of these and other professional experiences, Mr. Morse possesses particular knowledge and experience in executive management, corporate governance, international business, and the finance, human capital management, technology, and manufacturing areas relevant to our Company, which are among the key attributes that qualify Mr. Morse for election to our Board.

Gil C. Tily. Gil C. Tily has been a director of Amkor since May 2019. Mr. Tily served as Amkor’s Executive Vice President, Chief Administrative Officer, General Counsel, and Corporate Secretary from May 2008 until his retirement in June 2019. Prior to that, he served as General Counsel and Corporate Secretary of the Company from June 2007 to May 2008. Since July 2020, Mr. Tily has also served, in his capacity as a director, in the Board’s Strategic Oversight Role, through which he provides additional strategic oversight of the management and business of the Company. Prior to joining Amkor in June 2007, Mr. Tily was a partner in the law firm of Dechert LLP, where he worked for 28 years. Mr. Tily holds an A.B. in Politics from Princeton University and a J.D. from the University of Pittsburgh School of Law.

As a result of these and other professional experiences, Mr. Tily has a thorough understanding of the semiconductor industry and broad executive management experience and possesses particular knowledge and experience in corporate governance, international business, and the human capital management and finance areas relevant to our business, which are among the key attributes that qualify Mr. Tily for election to our Board.

David N. Watson. David N. Watson has been a director of Amkor since August 2014. Mr. Watson is currently serving as the President and Chief Executive Officer of Comcast Cable Communications, LLC (“Comcast Cable”). Prior to his current role, Mr. Watson served as the Executive Vice President and Chief Operating Officer of Comcast Cable, where he was responsible for day-to-day operations of the cable division, including sales and marketing of cable video, high-speed internet, and voice services, as well as oversight of the three operating divisions and Comcast Spotlight, the advertising sales unit. Before joining Comcast Cable in 1991, he served for seven years with Comcast Cellular Communications, Inc., first as Senior Vice President of sales and marketing and later as President. Previously, he headed sales and marketing efforts at Bell Atlantic

Mobile and Metrophone. In November 2021, Mr. Watson was inducted into the Cable Hall of Fame, which celebrates the most influential leaders in the content and connectivity industry.

As a result of these and other professional experiences, Mr. Watson has broad executive management experience and possesses particular knowledge and experience in corporate governance and the human capital management and technology areas relevant to our business, which are among the key attributes that qualify Mr. Watson for election to our Board.

CORPORATE GOVERNANCE

Board and Committee Meetings

The Board of Directors held four meetings during 2023. All directors attended at least 75% of all Board of Directors and applicable committee meetings. The standing committees of the Board and membership are as follows:

Audit Committee

The Audit Committee is a separately-designated, standing audit committee established in accordance with Section 3(a)(58)(A) of the Exchange Act. The current members of the Audit Committee are Mr. Carolin, Ms. McCourt, and Mr. Morse. Mr. Carolin currently serves as the Chairman of the Audit Committee.

Our Board of Directors has determined that each of Mr. Carolin, Ms. McCourt, and Mr. Morse meets the independence and financial sophistication requirements set forth in the Nasdaq listing standards and that each also qualifies as an “audit committee financial expert” as defined in SEC regulations. The responsibilities of the Audit Committee include, but are not limited to:

- pre-approving all audit, audit-related, and non-audit services provided to Amkor by Amkor’s independent registered public accounting firm;
- appointing, compensating, retaining, and overseeing the work of the independent registered public accounting firm;
- reviewing and providing guidance with respect to the external audit and Amkor’s relationship with its independent registered public accounting firm;
- reviewing and discussing with management and the independent registered public accounting firm the contents of periodic reports filed with the SEC and Amkor’s earnings releases;
- reviewing and providing guidance regarding Amkor’s internal audit function;
- reviewing and approving related party transactions (unless such review and approval is conducted by another independent body of the Board of Directors);
- discussing with management and internal audit representatives the activities, organizational structure, and qualifications of our internal audit function;
- reviewing any significant findings presented by management or internal auditors regarding the effectiveness of, or any deficiencies in, the design or operation of internal control over financial reporting and any fraud, whether or not material, that involves management or other employees who have a significant role in our internal control over financial reporting and reviewing before release the disclosure regarding Amkor’s system of internal control over financial reporting required under SEC rules to be contained in Amkor’s periodic filings and the attestations or reports by the independent registered public accounting firm relating to such disclosure;
- overseeing compliance with SEC disclosure requirements regarding Audit Committee membership, member qualifications, and related activities and the services provided by our independent registered public accounting firm;

- reviewing any legal matters that our general counsel has concluded could have a significant impact on our financial statements;
- obtaining from the independent auditors assurance that Section 10A(b) of the Exchange Act has not been implicated;
- reviewing our policies and practices with respect to financial risk assessment, financial risk management, and cybersecurity and information security and discussing with management the steps that have been taken to monitor and control such risks;
- instituting special investigations as and when the Audit Committee determines appropriate and necessary;
- engaging and determining funding for outside legal, accounting, or other advisors as and when the Audit Committee determines appropriate and necessary for the conduct of its duties;
- providing appropriate funding, as determined by the Audit Committee, for (i) compensation to the independent auditors for the purpose of rendering or issuing an audit report or performing other audit, review, or attest services for the Company and (ii) for the payment of ordinary administrative expenses that are necessary or appropriate in carrying out its duties;
- annually reviewing the adequacy of the Audit Committee’s charter;
- periodically reviewing and re-examining the Audit Committee’s structure, processes, and membership requirements and making recommendations to the Board regarding any proposed changes;
- annually reviewing and approving the Company’s decision to enter into swaps that are exempt from mandatory exchange execution and clearing pursuant to the “end-user” and “treasury affiliate” exceptions, the Company’s policy regarding the use of such swaps, and any related transactions;
- reviewing and approving the audit committee report for inclusion in our annual proxy statement; and
- establishing procedures for the confidential, anonymous submission by employees of concerns about questionable accounting or auditing matters.

The Board of Directors has adopted a written charter for the Audit Committee, a copy of which is available on our website under the heading “Company Overview > Corporate Governance” at <https://ir.amkor.com>. During 2023, the Audit Committee met eight times. In executing their responsibilities, Audit Committee members regularly communicate with our management and independent registered public accounting firm.

Compensation Committee

The current members of the Compensation Committee are Messrs. Churchill, Carolin, Morse, and Watson. Mr. Churchill currently serves as the Chairman of the Compensation Committee. Our Board of Directors has determined that each of Messrs. Churchill, Carolin, Morse, and Watson meets the independence requirements set forth in the Nasdaq listing standards and SEC regulations. The responsibilities of the Compensation Committee include, but are not limited to:

- reviewing, approving, and/or making recommendations to the Board regarding director compensation;
- reviewing, approving, and/or making recommendations to the Board regarding all forms of compensation to be provided to our Chief Executive Officer and all of our other executive officers;
- conducting an annual performance review of, and setting annual performance goals for, the Chief Executive Officer and reporting to the Board regarding such matters;
- reviewing, approving, and/or making recommendations to the Board regarding general compensation goals, guidelines, and bonus criteria for our employees;
- administering and interpreting the terms and conditions of all current and future equity incentive plans;

- administering and interpreting the terms and conditions of the Company’s Excess Compensation Recovery Policy (the “Clawback Policy”), including acting as “Administrator” (as defined in the Clawback Policy) of the Clawback Policy, which includes making all determinations necessary, appropriate or advisable for the administration of the Clawback Policy, and consulting with the full Board or such other committees of the Board as necessary or appropriate as to matters within the scope of such other committee’s responsibility and authority;
- reviewing the Clawback Policy and recommending any proposed changes to the Board;
- reviewing, approving, and/or making recommendations to the Board, as appropriate, regarding other plans that provide for compensation to our employees, directors, and consultants;
- reviewing and approving any material amendments to the Amkor Technology, Inc. 401(k) Plan (the “401(k) Plan”);
- assessing and monitoring risks related to the Company’s compensation policies and practices;
- reviewing and discussing with management the compensation discussion and analysis and compensation committee report disclosures in our annual proxy statement;
- authorizing the repurchase of shares from terminated employees;
- annually reviewing the adequacy of the Compensation Committee’s charter;
- periodically reviewing and re-examining the Compensation Committee’s structure, processes, and membership and making recommendations to the Board for any proposed changes; and
- any other functions as may be authorized by the Board or pursuant to the Company’s equity compensation plans.

When appropriate, the Compensation Committee may form and delegate authority to subcommittees to carry out any of the responsibilities under its charter. In addition, periodically, or as deemed appropriate, the Compensation Committee shall: (i) review and discuss with the Board the Company’s philosophy, processes, and procedures for the consideration and determination of non-employee director compensation; and (ii) evaluate the amount and type of director compensation, including the allocation between cash and equity-based compensation. In its review of director compensation, the Compensation Committee may consider, among other information, comparative data, advice, and recommendations from independent compensation consultants, the Company’s management team, and other advisors.

The Compensation Committee’s executive compensation determinations are subjective and the result of its business judgment, which is informed by the experience of its members and input provided by its independent compensation consultant, our CEO (other than with respect to his own compensation), and other members of management. Our Corporate Secretary and our law and human resources departments support the Compensation Committee in recommending director compensation and creating director compensation programs. In addition, the Compensation Committee can engage outside advisors, experts, and others for further assistance.

The Compensation Committee conducted an assessment of its independent compensation consultant, Frederic W. Cook & Co., Inc. (“F.W. Cook”), with respect to the factors set forth in Nasdaq and SEC rules. As a result of such assessment, the Compensation Committee concluded that the work performed by F.W. Cook for the Compensation Committee in 2023 did not raise any conflicts of interest.

The Board has adopted a written charter for the Compensation Committee, a copy of which is available on our website under the heading “Company Overview > Corporate Governance” at <https://ir.amkor.com>. During 2023, the Compensation Committee met eight times.

Nominating and Governance Committee

The current members of the Nominating and Governance Committee are Messrs. Churchill, Alexander, Carolin, and Tily. Mr. Churchill currently serves as the Chairman of the Nominating and Governance Committee.

[Table of Contents](#)

Our Board of Directors has determined that each of Messrs. Churchill, Alexander, Carolin, and Tily meets the independence requirements set forth in the Nasdaq listing standards and SEC regulations. The responsibilities of the Nominating and Governance Committee include, but are not limited to:

- evaluating the current composition, organization, and governance of the Board and its committees, including through a review of the appropriateness of the continued service of any Board member who changes the position or responsibility that he or she held when he or she was elected to the Board, and making recommendations regarding such matters to the Board;
- periodically assessing desired Board qualifications, expertise, and characteristics for potential Board members;
- identifying, evaluating, and proposing nominees for election to the Board and, as necessary, filling any newly created directorship or vacancy on the Board;
- developing policies and procedures regarding the review and recommendation of nominees for director;
- reviewing stockholder proposals relating to corporate governance and other matters and recommending to the Board the Company's response to such proposals;
- reviewing the disclosures in our annual proxy statement regarding the policies and procedures related to stockholder communications with the Board and nomination of candidates to the Board;
- annually reviewing the Nominating and Governance Committee's own performance and overseeing the performance evaluation process for the Board and its committees;
- evaluating and making recommendations to the Board of Directors concerning the appointment of directors to Board committees, the selection of committee chairs, and the proposal of a slate of nominees for election to the Board of Directors;
- evaluating and recommending termination of individual directors in accordance with the Company's Corporate Governance Guidelines (the "Corporate Governance Guidelines") and the Bylaws;
- annually reviewing the adequacy of the Nominating and Governance Committee's charter;
- periodically reviewing and re-examining the Nominating and Governance Committee's structure, processes, and membership and recommending any proposed changes to the Board of Directors;
- periodically reviewing the Corporate Governance Guidelines and the Company's Insider Trading Policy, Code of Business Conduct (the "Code of Business Conduct"), Director Code of Ethics (the "Director Code of Ethics"), Policy on Fair Disclosure, and corporate governance procedures and recommending any proposed changes to the Board;
- reviewing and recommending to the Board proposed changes to the Company's Certificate of Incorporation and the Bylaws;
- monitoring and periodically reviewing the Company's new director orientation program;
- reviewing the succession planning for the Company's senior executive officers, including, but not limited to, the Chief Executive Officer of the Company;
- periodically reviewing and making recommendations, as appropriate, regarding continuing education for members of the Board; and
- reviewing and overseeing matters related to environmental, social, and governance ("ESG") issues and periodically reporting to the Board with respect thereto.

The Board has adopted a written charter for the Nominating and Governance Committee, which is available on our website under the heading "Company Overview > Corporate Governance" at <https://ir.amkor.com>. During 2023, the Nominating and Governance Committee met eight times.

[Table of Contents](#)

The Nominating and Governance Committee's goal is to ensure that the Board of Directors is made up of individuals of high integrity, personal character, and ethical standards and that the Board reflects a diverse range of professional backgrounds and experience relevant to our business. In the biographies of each of the nominees to the Board described above, we highlighted the experiences and qualifications that were among the most important to the Nominating and Governance Committee and the Board in concluding that each such nominee should serve on our Board. The Nominating and Governance Committee determines the required selection criteria and qualifications of director nominees based upon the needs of our Company at the time nominees are considered. When evaluating a director nominee, the Nominating and Governance Committee considers, among other factors, the director nominee's character, judgment, independence, age, expertise, length of service, other commitments, and diversity in experience and background, including (but not limited to) race, gender or gender identity, sexual orientation, professional background, and geographic and industry experience, and whether such factors will strengthen the Board's collective qualifications, skills, and experience and enhance the Board's performance of its responsibilities in the oversight of our business.

The Nominating and Governance Committee will consider the above factors, and uses the same process, for evaluating all director nominees, regardless of the original source of nomination. The Nominating and Governance Committee does not currently use the services of any third-party search firm to assist in the identification or evaluation of Board member candidates. The Nominating and Governance Committee may, however, use such services in the future as it deems necessary or appropriate.

It is the policy of the Nominating and Governance Committee to consider both recommendations and nominations from stockholders for candidates to the Board of Directors. Stockholders wishing to recommend a candidate for consideration by the Nominating and Governance Committee for election to the Board of Directors can do so by writing to our Corporate Secretary at our principal executive office. Stockholders must provide (i) such candidate's name, home address, and business address, (ii) a representation that the nominating person intends to appear in person or by proxy at the meeting to nominate the candidate, (iii) if known, the class and total number of shares of Amkor stock beneficially owned by the candidate, (iv) the total number of shares of Amkor stock that will be voted by the nominating stockholder for such candidate, (v) a description of all arrangements or understandings between the nominating person and the candidate and any other person (naming such person) pursuant to which the nomination is being made, (vi) detailed biographical data and qualifications, including such candidate's age, principal occupation, and other information required to be disclosed in solicitations of proxies for election of directors pursuant to the Exchange Act, applicable Nasdaq listing standards, and other applicable law, (vii) written indication of the candidate's willingness to serve if elected, (viii) the name and address of the nominating person and any other beneficial owner of such stock, (ix) the class and number of shares of Amkor stock owned by the nominating person and any other beneficial owner of such stock, and (x) a representation whether the nominating person or any other beneficial owner intends, or is part of a group which intends, to deliver a proxy statement and/or form of proxy to holders of at least the percentage of Amkor's outstanding stock required to elect the candidate and/or otherwise to solicit proxies from stockholders in support of the nomination. Nominations for consideration at the 2025 Annual Meeting must be received by our Corporate Secretary no earlier than January 14, 2025 and no later than February 13, 2025.

Director Independence

The Board of Directors has determined that each of Messrs. Alexander, Carolin, Churchill, Liao, Morse, Tily, and Watson and Ms. McCourt is independent under the Nasdaq listing standards and SEC rules. In reaching a determination that Mr. Churchill is independent under the Nasdaq listing standards and SEC rules, the Board of Directors considered certain relationships between entities affiliated with Mr. Churchill and entities affiliated with Mr. Kim. These relationships include transactions, investments, or partnerships in which Mr. Churchill and Mr. Kim, or entities affiliated with them, have a direct or indirect financial interest. None of these relationships involved Amkor. The Board determined that Mr. Churchill satisfies the independence requirements set forth by both Nasdaq and the SEC. In reaching a determination that Mr. Morse is independent under the Nasdaq listing standards and SEC rules, the Board considered investments which Mr. Kim has in funds affiliated with an entity

in which Mr. Morse has an interest. These investments do not involve Amkor. The Board determined that Mr. Morse satisfies the independence requirements set forth by both Nasdaq and the SEC.

Communications with the Board of Directors

We have a process by which our stockholders can send communications to the Board, and that process was designed to enable the Board or individual directors, as applicable, to hear the views of our stockholders so that appropriate responses can be provided to our stockholders in a timely manner. Stockholders may communicate with the Board of Directors by writing to us at Amkor Technology, Inc., Attention: Corporate Secretary, 2045 East Innovation Circle, Tempe, Arizona 85284. Stockholders who would like their submission directed to a particular Board member may so specify, and the communication will be forwarded, as appropriate.

Corporate Governance Guidelines and Codes of Ethics

Our Board has adopted the Corporate Governance Guidelines, the Code of Business Conduct, which applies to all of our officers and employees worldwide, and the Director Code of Ethics, which applies to our directors. These documents are available on our website under the heading “Company Overview > Corporate Governance” at <https://ir.amkor.com>.

Board Leadership Structure

As part of its review of Amkor’s overall corporate governance practices, the Board of Directors periodically reviews its leadership structure. James J. Kim, Amkor’s founder, serves as the Executive Chairman of the Board of Directors. Amkor has a separate President and Chief Executive Officer, Giel Rutten, who is also a member of the Board of Directors. As a result of this structure, Amkor continues to benefit from Mr. Kim’s extensive experience in the semiconductor industry and management expertise based on his longstanding leadership role. Amkor also benefits from the expertise and broad management experience that our President and Chief Executive Officer, Mr. Rutten, brings to the Board.

Susan Y. Kim serves as Executive Vice Chairman of the Board. In this role, she assists the Chairman of the Board, presides over meetings of the Board in the absence of the Chairman, works closely with the Company’s senior executives in formulating Company strategy, and performs such other duties and responsibilities as set forth in the Bylaws or determined by the Board or the Chairman from time to time.

The Board has established the position of Lead Independent Director of the Board. The Lead Independent Director is responsible for coordinating the activities and agenda for the Board’s independent directors, serving as liaison between the Chairman and the Board’s independent directors, advising the Chairman regarding the flow of information from management necessary for the independent directors to effectively and responsibly perform their duties, consulting with the Chief Executive Officer regarding any concerns of the other directors, consulting with significant stockholders and other interested parties when appropriate, and such other responsibilities as set forth in the Corporate Governance Guidelines. The independent directors have designated Mr. Churchill to serve as Lead Independent Director of the Board.

We believe this Board structure is effective for Amkor and reflects an appropriate allocation of leadership responsibilities.

Executive Sessions

Consistent with our Corporate Governance Guidelines, the non-employee directors of the Board regularly hold executive sessions. The Audit Committee, in accordance with its charter, meets separately with our Chief Financial Officer throughout the year to review our financial affairs and meets separately in sessions with our independent registered public accounting firm, internal auditors, general counsel, and other members of

management at such times as the Audit Committee deems appropriate to fulfill its responsibilities under its charter. The Nominating and Governance Committee and the Compensation Committee also meet in executive session as deemed appropriate.

Risk Oversight

The Board is responsible for overseeing Amkor's risk management process and views risk oversight as one of the important functions it performs. While the Board is ultimately responsible for risk oversight, Board committees assist the Board in administering and fulfilling this oversight responsibility through periodic meetings and discussions with management and Company advisors and report to the full Board with respect to certain categories of risk. With the assistance of the Nominating and Governance Committee, the Board has identified certain categories of risk to the Company, assigned oversight responsibility with respect to those risks to the Board as a whole, and delegated to its committees specific categories of risk based on the particular functions and responsibilities of such committees. The Board's role in risk oversight has not affected its leadership structure.

As part of its overall responsibility for risk oversight, the Board directly oversees, among other areas, business strategy, customer and industry trends, financial performance, liquidity and capital expenditures, operations, insurance coverage, intellectual property, research and development, labor and human resources, and litigation. Senior management regularly, and at least annually, briefs the Board regarding cybersecurity and other information security matters relevant to the Company. The Audit Committee is responsible for, among other areas, reviewing the Company's practices with respect to cybersecurity, information security, and financial risk oversight, which includes overseeing risks related to financial reporting and accounting, internal controls, disaster recovery, fraud, and taxes. The Compensation Committee assesses and monitors risks related to our compensation practices and other related areas. The Nominating and Governance Committee has responsibility for oversight of risks related to, among other areas, ESG and the Company's corporate governance policies and practices that help position the Board to effectively carry out its risk oversight responsibility.

Amkor's management is responsible for day-to-day risk management, which includes administration of the Company's Enterprise Risk Management Program (the "ERM Program"). The ERM Program was instituted to formalize a practice for identifying and assessing the risks to Amkor's business and to provide a top-down, holistic view of the risks that affect Amkor's ability to achieve its objectives. Management's ongoing risk management responsibilities also include identifying, evaluating, and addressing potential risks that may exist at the enterprise, strategic, financial, and operating levels and the development of processes for mitigating these risks. At periodic meetings of the Board and its committees and in other meetings and discussions, management reports to, and seeks guidance from, the Board and its committees, as applicable, with respect to matters that could affect the Company's risk profile, strategic plans, risk mitigation strategies, and other aspects of the Company's business. The Board oversees and monitors management in the execution of its risk oversight role. We believe that our Lead Independent Director's understanding of our business, his specific knowledge and experience in corporate governance and legal areas relevant to our business, and his service on other boards of directors enables him to appropriately support the Board in its efforts to oversee risks affecting the Company. Additionally, the Board has created a Strategic Oversight Role, the purpose of which is to provide additional strategic oversight of the management and business of the Company with respect to leadership transitions, strategic initiatives, business risk, and succession planning. The Board has appointed Mr. Tily to serve in the Strategic Oversight Role in his capacity as a director.

Annual Meeting Attendance

All directors are encouraged, but not required, to attend our annual meetings of stockholders. All of the directors who were serving on the Board at the time of the 2023 Annual Meeting of Stockholders (the "2023 Annual Meeting") attended the 2023 Annual Meeting.

Certain Relationships and Related Transactions

Related Party Transactions

Since January 1, 2023, there have been no related party transactions that are required to be reported under SEC rules.

Review and Approval of Related Party Transactions

We have a written policy on related party transactions that governs all relationships and transactions in which we and our directors, executive officers, or their immediate family members are participants. As required under SEC rules, transactions between the Company and related persons that are determined to be directly or indirectly material to the related person must be disclosed in our proxy statement. Management is primarily responsible for the development and implementation of processes and controls to obtain information from our directors and executive officers with respect to transactions between the Company and related parties and determining, based on the facts and circumstances, whether a related party has a direct or indirect material interest in the transaction. In addition, pursuant to the Audit Committee's charter, the Audit Committee reviews and approves related party transactions in accordance with Nasdaq rules. In the course of its review and approval of a disclosable related party transaction, the Audit Committee considers:

- whether the transaction is in the best interest of the Company and its stockholders;
- the nature of the related party's interest in the transaction;
- the material terms of the transaction, including, without limitation, the amount and type of transaction;
- the importance of the transaction to the related party;
- whether the transaction would impair the judgment of a director or executive officer to act in our best interest; and
- any other matters the Audit Committee deems appropriate.

Any member of the Audit Committee who is a related party with respect to a transaction under review may not participate in the deliberations or vote regarding approval of the transaction, provided, however, that such director may be counted in determining the presence of a quorum at an Audit Committee meeting.

Compensation Committee Interlocks and Insider Participation

During 2023, the Compensation Committee consisted of Messrs. Churchill, Carolin, Morse, and Watson. No member of the Compensation Committee was an officer or employee of Amkor or any of Amkor's subsidiaries during 2023 or had any relationship requiring disclosure under SEC regulations. None of the Compensation Committee members or our executive officers has served on the board of directors or on the compensation committee of any other entity whose executive officers served on our Board of Directors or on our Compensation Committee.

Anti-Hedging, Anti-Pledging, and Clawback Policies

The Company's policies prohibit directors, officers, and employees from engaging in hedging or derivative transactions with respect to Company securities. The policies specifically identify as prohibited transactions short sales, failing to deliver sold securities, put or call options, swaps, spread bets, collars, and forward sales contracts. The policies also prohibit placing Company securities in a margin account or pledging Company securities as collateral for a loan. In addition, the Clawback Policy requires the Company to recoup all or a portion of an executive officer's incentive-based compensation, including awards granted pursuant to the Amkor Technology, Inc. Amended and Restated Executive Incentive Bonus Plan (the "Executive Bonus Plan") and performance-based equity awards granted under the Company's stock incentive plans, if the Company is required

[Table of Contents](#)

to restate its financial statements resulting in the Company’s financial performance being reduced (such that the incentive-based compensation or any portion thereof would not have been paid) and certain other requirements are met. For more information about the Clawback Policy, please refer to the “Compensation Discussion and Analysis” section of this proxy statement (the “CD&A”).

DIRECTOR COMPENSATION

Non-Employee Director Compensation Policy

Our director compensation program is designed to attract and retain highly qualified non-employee directors and to align their interests with the long-term interests of our stockholders. The Compensation Committee is responsible for reviewing the equity and cash compensation for directors on an annual basis and making recommendations to the Board if it determines changes are needed. The Compensation Committee periodically reviews and considers information from its independent compensation consultant regarding the amounts and types of compensation paid to non-employee directors at companies the Compensation Committee considers when assessing executive compensation. In February 2023, in connection with its periodic evaluation of our director compensation program, the Compensation Committee adopted the Amended and Restated Amkor Technology, Inc. Non-Employee Director Compensation Policy (as amended and restated, the “Director Compensation Policy”).

Annual Retainer and Fees

During 2023, non-employee directors received an annual cash retainer, which was paid quarterly, and certain directors received fees for serving in certain Board positions and for attendance at Board and committee meetings, in each case pursuant to the Director Compensation Policy. Cash retainers and the fees are pro-rated for directors whose service lasts for less than a year. The 2023 cash compensation structure for our non-employee directors under the Director Compensation Policy is set forth in the following table:

Annual Retainer for Board Members	\$ 60,000
Additional Annual Retainers:	
Lead Independent Director	\$ 25,000
Executive Vice Chairman	\$ 150,000
Strategic Oversight Role	\$ 75,000
Audit Committee Chairman	\$ 25,000
Compensation Committee Chairman	\$ 15,000
Nominating and Governance Committee Chairman	\$ 10,000
Fee per Board and Committee meeting – regular (quarterly) meetings (1)	\$ 2,000
Fee per Board and Committee meeting – other (1)	\$ 1,000

Notes

- (1) Directors were compensated for attendance at all regular meetings of the Board and its committees at a rate of \$2,000 per meeting and were compensated for attendance at all other meetings at the rate of \$1,000 per meeting.

In addition to the cash retainer and fees described above, we also reimburse directors for travel and other reasonable out-of-pocket expenses incurred by them in attending Board and committee meetings. Directors who are also employees or officers of Amkor, including Mr. Kim, our Executive Chairman, and Mr. Rutten, our President and Chief Executive Officer, do not receive annual retainers or meeting fees for their service on our Board of Directors.

Equity Compensation

Upon re-election to the Board of Directors at the 2023 Annual Meeting, each non-employee director was granted an equity award of time-vested restricted stock units (“RSUs”) with a fair market value on the grant date of \$185,000, rounded down such that only whole shares are issued, pursuant to the Director Compensation Policy and the terms of the Amkor Technology, Inc. 2021 Equity Incentive Plan (as amended, the “2021 Equity Plan”). Subject to the terms and conditions of the RSU award agreement for non-employee directors: (i) the RSUs will

[Table of Contents](#)

vest in full on the earlier of the first anniversary of the grant date or the date of the Company's first annual meeting of the stockholders immediately following the grant date; and (ii) upon the Company's payment of a cash dividend, dividend equivalent units ("DEUs") accrue with respect to the underlying RSUs, with DEUs representing additional RSUs subject to the same vesting provisions as the underlying RSUs.

Under our stock ownership guidelines, each non-employee director is expected to directly or indirectly own shares of our common stock equal in value to five times the annual cash retainer for non-employee directors. Each non-employee director is expected to achieve the ownership guideline within five years after the date on which such director became subject to the ownership guideline and to retain 50% of the after-tax shares of common stock acquired or retained upon the exercise of a stock option or vesting of a restricted stock award ("RSA") or restricted stock unit until such director satisfies the stock ownership guidelines. As of December 31, 2023, all of our non-employee directors either owned more than the minimum level of our common stock or were otherwise in compliance with the stock ownership guidelines.

Director Compensation Table

The following table shows compensation information for our Executive Chairman and non-employee directors for the year ended December 31, 2023.

Name	Fees Earned or Paid in Cash (\$)	Stock Awards \$(2)(3)	Non-Equity Incentive Plan Compensation (\$)	All Other Compensation \$(4)(5)	Total (\$)
James J. Kim, Executive Chairman (1)	900,000	973,977	789,750	235,063	2,898,790
Susan Y. Kim, Executive Vice Chairman	224,000	184,990	—	9	408,999
Douglas A. Alexander	100,000	184,990	—	—	284,990
Roger A. Carolin	129,000	184,990	—	9	313,999
Winston J. Churchill, Lead Independent Director	154,000	184,990	—	9	338,999
Daniel Liao	94,000	184,990	—	9	278,999
MaryFrances McCourt	96,000	184,990	—	9	280,999
Robert R. Morse	101,000	184,990	—	9	285,999
Gil C. Tily	177,000	184,990	—	9	361,999
David N. Watson	84,000	184,990	—	9	268,999

Notes

- Mr. Kim is an employee and is compensated for his services as our Executive Chairman of the Board as an employee, rather than as a non-employee director. He does not earn fees for his service as a member of the Board. His compensation is approved annually by the Compensation Committee. Mr. Kim's 2023 non-equity incentive compensation opportunity was based on the same performance criteria approved by the Compensation Committee for our executive officers, as described below in the CD&A. Mr. Kim received an equity award consisting of RSUs and performance-vested restricted stock units ("PSUs") in 2023 in connection with his service as an employee and is also provided health and welfare benefits generally available to our employees.
- The amounts in the Stock Awards column reflect the aggregate grant date fair value of RSUs and PSUs granted during the year ended December 31, 2023, calculated in accordance with Financial Accounting Standards Board Accounting Standards Codification Topic 718, Compensation -Stock Compensation ("FASB ASC 718"), which is derived using the closing price of our common stock on the date of grant and excluding the impact of estimated forfeitures related to service-based vesting conditions. Assumptions used in the calculation of these amounts are included in Note 2 to our Consolidated Financial Statements included in our Annual Report on Form 10-K filed with the SEC on February 16, 2024 (the "Form 10-K") and are incorporated by reference herein. For a description of the vesting schedule relating to the RSUs awarded to

[Table of Contents](#)

our directors, please refer to the “Director Compensation—Equity Compensation” section of this proxy statement. For the PSUs awarded to Mr. Kim, the valuation was based upon a 100% attainment, which represents the probable outcome of the performance conditions for those awards, consistent with the estimate of aggregate compensation cost to be recognized over the service period determined as of the grant date under FASB ASC 718. The value of the 2023 PSU awards at the grant date for Mr. Kim, assuming that the highest level of the performance conditions will be achieved, was \$1,468,229. The amounts for the RSUs and (in the case of Mr. Kim only) PSUs reported in the table above reflect the accounting expense for these awards on the grant date and do not correspond to the actual value, if any, that will be recognized by the applicable director. The values for the RSUs and PSUs awarded to Mr. Kim and included in the Stock Awards column also reflect that, pursuant to the terms and conditions of the applicable equity award agreements, he does not have any dividend equivalent rights with respect to such RSUs and PSUs.

- (3) As compensation for his service as an employee, Mr. Kim received 9,279 RSUs and 27,839 PSUs in 2023. Pursuant to our Director Compensation Policy and upon re-election, our non-employee directors received an annual grant of RSUs having a fair market value on the grant date of \$185,000 in 2023. As discussed in the “Director Compensation - Equity Compensation” section of this proxy statement, pursuant to the terms of the RSU award agreement for non-employee directors, upon the Company’s payment of a cash dividend, DEUs accrue with respect to the underlying RSUs, with each DEU representing an additional RSU and subject to the same vesting provisions as the underlying RSU. Total stock options outstanding as of December 31, 2023 for Amkor’s directors (other than Mr. Rutten, whose compensation information is provided in the Summary Compensation Table) are as follows: Mr. Kim — 450,000; Ms. Kim — 145,000; Mr. Alexander — 84,657; Mr. Carolin — 140,000; Mr. Churchill — 40,000; Mr. Liao — 60,000; Ms. McCourt — 20,000; Mr. Morse — 140,000; Mr. Tily — 20,000; and Mr. Watson — 160,000. As of December 31, 2023, Mr. Kim held 22,527 RSUs and 60,083 PSUs, and each of Amkor’s non-employee directors held 8,550 RSUs, which include rounded underlying DEUs accrued through December 31, 2023.
- (4) This amount reflects reimbursements by the Company for certain personal travel expenses by Mr. Kim and his family in accordance with Company policy, as approved by the Compensation Committee. This reimbursement is calculated based on actual expenses incurred.
- (5) This amount reflects the cash payment of fractional DEUs upon the release of the annual RSUs and DEUs.

EXECUTIVE OFFICERS

The name, age, position, and a brief account of the business experience of our Chief Executive Officer and each of our other executive officers as of April 1, 2024 is set forth below. The present term of office for the officers named below will generally expire on the earliest of their retirement, resignation, or removal. There are no family relationships among our executive officers.

<u>Name</u>	<u>Age</u>	<u>Position</u>
Giel Rutten	66	President and Chief Executive Officer
Megan Faust	50	Executive Vice President, Chief Financial Officer, and Treasurer
Mark N. Rogers	58	Executive Vice President, General Counsel, and Corporate Secretary
Farshad Haghighi	61	Executive Vice President, Chief Sales Officer
Kevin K. Engel	52	Executive Vice President, Business Units

Giel Rutten. For a brief biography on Mr. Rutten, please see “Proposal One — Election of Directors.”

Megan Faust. Megan Faust has served as our Executive Vice President and Chief Financial Officer since November 2019, was appointed Treasurer in February 2022, and served as Corporate Vice President and Chief Financial Officer from September 2016 to November 2019. Previously, Ms. Faust served as the Company’s Senior Vice President, Corporate Controller from March 2013 to September 2016 and in various other roles in the Finance Department since joining the Company in 2005. Prior to joining the Company, Ms. Faust served as an auditor with KPMG LLP for 10 years. Ms. Faust has also served on the board of directors of Rogers Corporation since December 2020 and serves as a member of its compensation and organization and audit committees. She holds an M.B.A. from Arizona State University and a Bachelor’s degree in Accountancy from Northern Arizona University and is a Certified Public Accountant in the State of Arizona.

Mark N. Rogers. Mark N. Rogers was appointed Executive Vice President, General Counsel, and Corporate Secretary in June 2019. Mr. Rogers has more than 30 years of corporate legal and transaction experience, including more than four years at ON Semiconductor Corporation, a semiconductor manufacturing company, where he served most recently, from February 2017 to June 2019, as Senior Vice President, Assistant General Counsel, and Assistant Corporate Secretary. Mr. Rogers’ work experience also includes more than 11 years with Insight Enterprises, Inc., from April 2003 through December 2014, as Associate General Counsel and in other positions in the law department. Mr. Rogers holds an A.B. in History and an A.B. in French Civilization from Brown University and a J.D. from New York University School of Law.

Farshad Haghighi. Farshad Haghighi has served as our Executive Vice President, Chief Sales Officer since August 2022. Before being appointed to his current role, Mr. Haghighi served as Executive Vice President, Worldwide Sales and Marketing from October 2021 to August 2022. Prior to that time, he served as our Corporate Vice President, West Region Sales from March 2018 to October 2021. Previously, Mr. Haghighi served as Corporate Vice President of U.S. Fabless Sales from January 2011 to March 2018, Senior Vice President of Western Sales from 2010 to 2011, and in various other sales management and engineering positions since joining Amkor in 1994. Mr. Haghighi has over 35 years of industry experience in semiconductor package, process, and manufacturing engineering, sales, and sales management, including with National Semiconductor Corporation and Fairchild Semiconductor Corporation. Mr. Haghighi holds a Bachelor of Science degree in Electrical Engineering from San Jose State University.

Kevin K. Engel. Kevin K. Engel has served as our Executive Vice President, Business Units since February 2023. Before being promoted to his current role, Mr. Engel served as Corporate Vice President, Flip Chip/Wafer Level Business Unit from January 2020 to February 2023. Previously, he served as our Senior Vice President, Bump Services from August 2016 to January 2020. Prior to that time, Mr. Engel served as our Vice President, Bump Services from January 2013 to August 2016 and in various similar roles since joining the

[Table of Contents](#)

Company in August 2004. Mr. Engel has nearly 30 years of experience in the electronics and semiconductor industry, including nearly 20 years of service with the Company. He holds a Bachelor's degree in Chemical Engineering from Auburn University and has completed executive education programs at the Stanford University Graduate School of Business and Harvard University Business School.

EXECUTIVE COMPENSATION

Compensation Discussion and Analysis

The CD&A contains material information regarding our executive compensation program and explains the material factors underlying disclosures that are contained in this proxy statement with respect to the compensation of our Chief Executive Officer, our Chief Financial Officer, and our three most highly-compensated executive officers (other than the Chief Executive Officer and the Chief Financial Officer) for the year ended December 31, 2023 (collectively, "NEOs"), each of whom is identified below:

<u>Name</u>	<u>Position Held</u>
Giel Rutten	President and Chief Executive Officer
Megan Faust	Executive Vice President, Chief Financial Officer, and Treasurer
Mark N. Rogers	Executive Vice President, General Counsel, and Corporate Secretary
Farshad Haghighi	Executive Vice President, Chief Sales Officer
Kevin K. Engel (1)	Executive Vice President, Business Unit

(1) Kevin K. Engel was promoted to Executive Vice President, Business Units, on February 7, 2023.

In addition to providing compensation information for 2023 for the NEOs listed above, certain sections of this CD&A contain 2023 compensation information for our Executive Chairman, James J. Kim, where appropriate. Mr. Kim is an employee of the Company, but he is not an executive officer of the Company.

Executive Summary

The primary objectives of our executive compensation program are to attract highly qualified individuals for positions of substantial responsibility and to provide incentives for them to perform to the best of their abilities to promote the success of our business and build long-term value for our stockholders. The outsourced semiconductor packaging and test market is very competitive, and the Company's operations and customers are global. To compete effectively, we need key senior management with the talent, leadership, and commitment to manage and operate our business, develop effective business strategies, differentiate our products and services, and anticipate and respond effectively to new challenges. To achieve these objectives, we offer a competitive compensation package consisting primarily of base salary, performance-based annual cash bonus opportunities, and equity-based awards.

In determining the compensation of our NEOs for 2023, the Compensation Committee considered the tenure of the NEOs in their current roles, individual performance, the value of individual unvested equity holdings, prior equity awards, the economic environment, the Company's outlook for 2023 and its capital investments in future areas of growth, the Company's financial results, the highly competitive nature of the Company's industry, the Company's international scope, and compensation data provided from time to time by the Compensation Committee's independent compensation consultant. The Compensation Committee recognizes the need to attract, retain, and motivate a team of highly qualified and dedicated senior executives who are critical to the long-term success of the Company.

The Compensation Committee also considers the results of the Company's advisory vote regarding the compensation of our NEOs, which is held on an annual basis consistent with the preference expressed by our stockholders. A substantial majority of our stockholders approved the compensation of our 2022 named

executive officers at the 2023 Annual Meeting, with more than 80% of the votes cast being in favor of approval. We view the result of this non-binding vote as an indication that our stockholders are generally supportive of our executive compensation program and policies.

Objectives of Our Executive Compensation Program

The objectives of our executive compensation program guide our Compensation Committee in designing pay packages with a mix of fixed and variable compensation to enable the Company to recruit, motivate, and retain key executives while maintaining a competitive cost structure. The Compensation Committee reviews proposed compensation packages with our Chief Executive Officer in determining compensation packages for our key executives (other than our Chief Executive Officer). The Compensation Committee and Chief Executive Officer also consult with the Executive Chairman.

Given the competitive and highly cyclical nature of our business, the Compensation Committee retains the flexibility to design an executive compensation structure that allows for a mix of cash, equity, and other forms of compensation (e.g., benefits and post-termination compensation), which meets the overall objectives of our executive compensation program. The Compensation Committee does not target a specific market level nor does it have an intended level for short-term versus long-term and cash versus non-cash compensation as a percentage of a NEO's overall compensation opportunity. Instead, the Compensation Committee retains the flexibility to allocate compensation opportunities within these categories as it deems appropriate to achieve our overall compensation objectives.

Historically, the Compensation Committee and our Chief Executive Officer, in consultation with our Executive Chairman, have evaluated and monitored the effectiveness of our overall executive compensation arrangements on an ongoing basis. The Compensation Committee retains F.W. Cook to assist with reviewing the Company's compensation structure for executives, including base salaries, performance-based annual cash bonuses, and equity incentive programs, and the selection of comparison companies for providing data to be used when evaluating our executive compensation arrangements. The Compensation Committee has considered the data provided by its compensation consultant from time to time as part of its determination of whether the overall level of compensation for each of our NEOs is reasonable in light of market conditions. The Compensation Committee does not use the data to establish any element of compensation at a particular benchmark or percentile level.

The Compensation Committee reviews and approves the compensation for our executive officers, including our Chief Executive Officer. It is the practice of the Compensation Committee to review with the other independent directors and the Executive Chairman our Chief Executive Officer's compensation. In setting our executive officers' overall compensation, the Compensation Committee generally considers a variety of factors related to the Company's performance, including, in the case of our 2023 annual bonus program for executives, projections for continued growth in 2023, the Company's strong performance in 2022, and balancing incentives for revenue with incentives for operating income.

The Company has entered into Executive Severance Agreements with Mr. Rutten and each of our U.S.-based NEOs (the "Executive Severance Agreements"). The Compensation Committee believes that the Company's post-termination compensation and related arrangements with our NEOs are aligned with a normal market range of practices related to, and consistent with, the principal objectives of our compensation programs. For more information about the Executive Severance Agreements, please refer to the "Post-Termination Compensation" subsection of this CD&A and the "Employment, Severance, and Change in Control Arrangements" section of this proxy statement.

Compensation of Our Chief Executive Officer

As previously disclosed, in recognition of Mr. Rutten's achievements in driving Company performance and stockholder value and the Board's desire to retain Mr. Rutten as President and Chief Executive Officer, the

[Table of Contents](#)

Company entered into an employment offer letter with Mr. Rutten in June 2020 setting forth the terms of his employment, which was amended by his Executive Severance Agreement in November 2022 (such offer letter, as amended by Mr. Rutten's Executive Severance Agreement, the "Rutten Agreement"). The Company also granted a mix of options and RSAs in 2020, with three-year quarterly vesting that reflected the majority of Mr. Rutten's equity compensation awards during 2020, 2021, and 2022.

The Compensation Committee and Executive Chairman created a 2023 compensation program for Mr. Rutten intended to provide a new incentive for his continued service, recognizing that the June 2020 equity awards provided to Mr. Rutten upon his promotion to President and Chief Executive Officer had been earned and were fully vested as of July 2023. The 2023 total compensation provided to the CEO, as reported in the Summary Compensation Table, was designed to be highly performance based, with approximately 73% of target equity awards at risk for achievement of multi-year earnings per share or for execution of strategies related to the ramp of new operations in the Company's new facility in Vietnam and related to expanding the Company's advanced packaging capacity for 2.5D technology. The material elements of Mr. Rutten's compensation are summarized below.

Base Salary. Mr. Rutten's base salary is periodically adjusted at the discretion of the Board. For 2023, his annual base salary was \$1,000,000.

Annual Incentive Bonus. Subject to the terms and conditions of the Executive Bonus Plan, Mr. Rutten is eligible each year for a cash bonus with a target amount equal to 135% of his then-current salary.

Equity Awards. The Compensation Committee sets Mr. Rutten's equity compensation after consideration of the value of his previous equity awards, new market data for chief executive officers in similar companies, and his performance as the Chief Executive Officer of the Company. Entering 2023, Mr. Rutten had served as President and Chief Executive Officer of the Company during a period of significant stock price appreciation. Mr. Rutten was granted certain RSU awards and PSU awards in February 2023 and in December 2023. The combined values of the RSU and PSU awards in February 2023 and December 2023 resulted in approximately 73% of the chief executive officer's target equity awards being contingent on the achievement of future performance goals.

On February 16, 2023, Mr. Rutten was granted 55,679 RSUs, subject to the terms and conditions of the Company's form of RSU award agreement for employees under the 2021 Equity Plan (the "RSU Award Agreement") and 167,037 PSUs, at target level of achievement and subject to the terms and conditions of the Company's form of PSU award agreement for employees under the 2021 Equity Plan (the "PSU Award Agreement"). The number of PSU Awards that Mr. Rutten will ultimately earn from the February 2023 PSUs will be determined based on the achievement of a performance goal based on the Company's two-year cumulative earnings per share for the 2023 and 2024 Performance Period (the "2023-2024 Performance Period"). Two-year cumulative earnings per share was chosen as a performance metric to require ongoing profit generation over multiple years and was set higher than prior performance to require profit growth. The Company believes that increasing multi-year earnings per share will benefit stockholders with stock price growth or other capital returns. The percentage of the February 2023 PSU awards earned can range from 0% to 200% of the stated target amount of PSUs, with the final amount to be determined no later than March 31, 2025. The funding schedule for Mr. Rutten was the same as for other NEOs (with linear interpolation when performance is between points shown):

% 2-Year Cumulative Earnings Per Share Goal Achieved	<70%	70%	100%	160%
% Target PSUs Earned	— %	50%	100%	200%

On December 14, 2023, Mr. Rutten was granted 43,857 RSUs, which will vest in full on July 1, 2024 or in the event Mr. Rutten is terminated by the Company without "Cause" (as defined in the 2021 Equity Plan), subject to the terms and conditions of an RSU award agreement (the "Rutten RSU Award Agreement"), and 106,638

PSUs, subject to the terms and conditions of a PSU award agreement (the “Rutten PSU Award Agreement”). The PSU awards made to Mr. Rutten in December 2023 were in recognition that the equity awards granted to him in connection with his June 2020 promotion to President and Chief Executive Officer became fully vested during 2023 and also to reward and drive financial and operational performance related to critical and significant geographic expansion of the Company’s manufacturing footprint and to expanding the Company’s advanced packaging capacity in support of end markets with high growth potential. The December 2023 PSUs granted to Mr. Rutten will become fully vested based on the achievement of either of two performance goals during a performance period beginning on December 14, 2023 and ending on December 31, 2024 (the “2024 Performance Period”), except that these PSUs will become fully vested in the event of the termination of Mr. Rutten’s employment by the Company without Cause. The Company is not able to provide specific performance goals because it believes that providing them would result in competitive harm. The Company believes that the performance goals are set at rigorous but achievable levels.

Severance Terms. Upon termination of Mr. Rutten’s employment by the Company without “Cause” or by Mr. Rutten for “Good Reason,” each as defined in the Rutten Agreement, subject to the execution and non-revocation of a release of all claims against the Company, and subject to Mr. Rutten abiding by the terms of certain restrictive covenants, Mr. Rutten will be entitled to post-termination compensation under various scenarios. For more information about the post-termination compensation payable to our NEOs, please refer to the “Employment, Severance, and Change in Control Arrangements” and the “Potential Payments upon Termination or Change in Control” sections of this proxy statement.

Other Benefits. Mr. Rutten is eligible for housing-related and a transport allowance associated with his posting in Singapore, executive health insurance coverage, and participation in various other employee benefit plans and programs, as in effect from time to time, on the same terms and conditions as apply to the Company’s executive officers or Singapore-based personnel generally.

At-Will Employment. Mr. Rutten’s employment with the Company is on an at-will basis.

Risk Assessment

The Compensation Committee has reviewed and evaluated the Company’s executive compensation and general compensation policies and practices. The Compensation Committee concluded that the Company’s compensation policies and practices do not create risks that are reasonably likely to have a material adverse effect on the Company. As part of that process, the Compensation Committee evaluated whether such policies and practices create risks that are reasonably likely to have a material adverse effect on the Company. The Compensation Committee considered a number of factors, including the key components of the Company’s compensation programs, the relative weighting of those components as part of overall compensation, and considerations enumerated by the SEC. Prior to the Compensation Committee’s review, members of the executive management team also reviewed the Company’s compensation policies and practices and considered whether those policies and practices are likely to encourage inappropriate risk-taking by executives or other employees.

Our Compensation Program Rewards Individual and Company Performance

Our compensation program is designed to reward high levels of performance at the Company and individual levels. Our key executive incentive compensation components currently consist of cash bonuses and equity grants, both of which are designed to reward our company-wide performance and superior individual performance. In addition, given the volatility of our industry and the impact that volatility has on our variable pay, we strive to provide competitive base salaries in order to ensure a baseline level of stable income and health and welfare benefits in order to promote the well-being of our executives.

Our Chief Executive Officer reviews the performance of each of his direct reports on an ongoing basis. Based on this continual assessment of performance, our Chief Executive Officer makes recommendations to the Compensation Committee regarding the compensation (other than his own) of our executive officers.

[Table of Contents](#)

Our compensation program is designed to reward performance rather than longevity of service. We do not maintain a pension program for our NEOs. Our U.S.-based NEOs are eligible to participate in the 401(k) Plan, which is generally available to U.S. employees. All salary increases and non-benefit related compensation other than base salary are structured in a manner that rewards performance, not length of service.

Our long-term incentive program has historically consisted of grants of stock options, RSUs, and RSAs that vest over time and PSUs that vest based on the attainment of performance goals. The intrinsic nature of a stock option is that it will only provide value to the executives to the extent our stock price increases over the life of the stock option. RSAs and RSUs provide a base level of long-term incentive compensation vesting over time that promotes the retention of key employees and ties executive compensation to the creation of long-term stockholder value through appreciation in the Company's stock price. The Compensation Committee believes that PSUs strengthen the link between executive pay and Company performance and reward executives for achievement of the Company's long-term performance goals. The PSUs granted on February 16, 2023 (the "February 2023 PSUs") allow up to a 200% target payout based on the degree to which a basic cumulative earnings per share performance goal is achieved for the 2023-2024 Performance Period. For the PSUs granted on February 24, 2022, the performance period began on January 1, 2022 and ended on December 31, 2023 (the "2022-2023 Performance Period"). The Company believes that increasing multi-year earnings per share will benefit stockholders with stock price growth or other capital returns.

On December 14, 2023, the Company made a special grant of PSUs to NEOs that become fully vested based on the achievement of either of two performance goals during the 2024 Performance Period. These performance goals are designed to incentivize achievement related to the geographic expansion of the Company's manufacturing footprint and expanding the Company's advanced packaging capacity in support of end markets with high growth potential. For discussion of the performance goals for the PSUs, please refer to the Grants of Plan-Based Awards Table.

Timing of Grants. The Compensation Committee has not granted, nor does it intend in the future to grant, equity awards to executives in anticipation of the release of material nonpublic information that is likely to result in changes to the price of our common stock, such as a significant positive or negative earnings announcement. In addition, discretionary equity awards may not be made during certain "blackout" periods established in connection with the public release of earnings information. Similarly, the Compensation Committee has not timed, nor does it intend in the future to time, the release of material nonpublic information based on equity award grant dates.

Elements of Our Compensation Program

The Company provides two main types of compensation: fixed compensation; and variable compensation. Fixed elements of compensation are not correlated directly to any measure of the Company's performance and include such items as base salary, 401(k) Plan matching contributions, health and welfare benefits, post-termination compensation pursuant to the Executive Severance Agreements, and limited perquisites and supplemental benefits. Variable elements of compensation are based on performance and include such items as annual performance bonuses and equity awards, such as PSUs or other equity-based incentives.

Base Salary

The Compensation Committee believes that the primary purpose of base salaries is to provide a stable source of income in order to attract and retain key executives. We also use base salary increases to reward high performing executives and to recognize increases in the scope of an individual's responsibilities. We seek to set base salaries at a level that is sufficient to be attractive to current and prospective executives. The primary factors we consider when setting base salaries include the experience and expertise of the individual, the value of the position to our organization and ongoing strategy, the competitive market environment, internal equity considerations, and the input of our Chief Executive Officer (with respect to other NEOs) and our Executive Chairman.

[Table of Contents](#)

In February 2023, the Compensation Committee approved base salary increases for our NEOs as follows: Mr. Rutten's base salary was increased from \$950,000 to \$1,000,000; Ms. Faust's base salary was increased from \$590,000 to \$600,000; Mr. Rogers' base salary was increased from \$540,000 to \$550,000; and Mr. Haghighi's base salary was increased from \$525,000 to \$550,000.

In February 2024, the Compensation Committee approved base salary increases for our NEOs as follows: Ms. Faust's base salary was increased from \$600,000 to \$610,000; Mr. Rogers' base salary was increased from \$550,000 to \$560,000; Mr. Haghighi's base salary was increased from \$550,000 to \$560,000; and Mr. Engel's base salary was increased from \$450,000 to \$500,000.

Annual Incentive Opportunities

We have generally paid cash bonuses to our executives based on the executive's performance and our financial results. Cash bonuses, if any, are typically paid in the year following the year during which performance was measured. The primary purpose of cash bonuses is to focus the attention of key executives on our operational and financial performance. In addition, our cash bonus program allows us to set individual and Company-wide goals that are viewed as critical to our overall success on an ongoing basis. This provides us with the flexibility to adapt our focus and goals as business priorities and executives' roles change over time. Bonuses are paid to executives with respect to the financial performance goals for a given year only if the performance goals approved by the Compensation Committee are achieved. Furthermore, even if such performance goals are achieved, the Compensation Committee retains the discretion to reduce an executive's earned bonus based on such factors as it determines relevant.

Bonus opportunities and related performance targets for the NEOs for 2023 were established by the Compensation Committee under the Executive Bonus Plan in February 2023. In setting the target bonus opportunities for 2023, the Compensation Committee considered, among other factors, alignment of executive compensation with creation of stockholder value, the Company's anticipated growth in 2023, and balancing incentives for revenue with incentives for operating income. For 2023, the Executive Bonus Plan provided each participant with a target bonus amount that could be earned based on achievement of goals for the following performance measures: (i) Revenue (weighted at 35%); (ii) Operating Income (weighted at 35%); and (iii) Discretionary/Individual Performance (weighted at 30%). The weightings reflect a desire to reward profitable and balanced growth, as well as a recognition that measurement of financial performance exclusively does not capture the totality of NEO performance in a large multi-national enterprise with the Company's international footprint and scope of operations. For purposes of the Executive Bonus Plan, Revenue and Operating Income were determined based on net sales and operating income (as defined under U.S. generally accepted accounting principles ("GAAP")), respectively, as reported in our audited consolidated financial statements, to be adjusted for extraordinary items such as legal settlements and accruals, sales, costs, and other charges associated with mergers and acquisitions, and other items as approved by the Compensation Committee.

[Table of Contents](#)

The following table sets forth the target bonus levels for 2023.

Name	Target Bonus as a Percentage of Base Pay
James J. Kim	135%
Executive Chairman (1)	
Giel Rutten	135%
President and Chief Executive Officer	
Megan Faust	85%
Executive Vice President, Chief Financial Officer, and Treasurer	
Mark N. Rogers	85%
Executive Vice President, General Counsel, and Corporate Secretary	
Farshad Haghighi	85%
Executive Vice President, Chief Sales Officer	
Kevin K. Engel	85%
Executive Vice President, Business Units	

Notes

- (1) While Mr. Kim is an employee, he is not an executive officer. He has been included here because his incentive compensation for 2023 was established based on the same performance criteria approved by the Compensation Committee for our executive officers.

With respect to each of the Revenue and Operating Income performance measures under the Executive Bonus Plan for 2023:

- a threshold, target, and maximum level of performance was established;
- no payout would be made with respect to such performance measure unless the threshold level of performance was exceeded;
- 100% of the target bonus amount would be paid if the target level of performance was achieved; and
- 200% of the target bonus amount would be paid if the maximum level of performance was achieved or exceeded.

With respect to the Individual Performance measure under the Executive Bonus Plan, an attainment percentage between 0% and 200% was assigned to each NEO based on the NEO's individual performance during 2023.

For 2023, a NEO's bonus under the Executive Bonus Plan was calculated based on the following formula:

[Base Salary] x [Target Bonus %] x [(Revenue Attainment % x 35%) + (Operating Income Attainment % x 35%) + (Individual Performance Attainment % x 30%)] = [Bonus Payout]

For 2023, the threshold performance goal for the Revenue performance measure under the Executive Bonus Plan was \$6,400 million, the target was \$7,200 million, and the maximum level of performance was \$7,700 million. The Operating Income threshold performance goal was \$600 million, the target was \$720 million, and the maximum level of performance was \$900 million.

A similar scale of 0% to 200% was set for the Individual Performance measure. The Revenue, Operating Income, and Individual Performance measures operated independently. In the event that the attainment for any performance measure was greater than the threshold but less than the target, or greater than the target but less than the maximum, the payout for such measure would be pro-rated on a straight-line basis. In all events, under the Executive Bonus Plan, the payout for each performance measure was capped at 200%, and participants were capped at an aggregate bonus equal to 200% of their target bonus amount.

[Table of Contents](#)

In February 2024, the Compensation Committee confirmed the Revenue attainment for 2023, which was \$6,503 million, and the Operating Income attainment for 2023, which was \$470 million, resulting in an attainment for the Revenue and Operating Income components of 13% and 0%, respectively, in accordance with the pre-established payout formula. The Compensation Committee also considered the individual performance of each of our NEOs and Mr. Kim during 2023. In light of the Company's achievement of several significant financial milestones during 2023, including market share growth, outperformance against the semiconductor industry, financial discipline and management, maintaining profitability in a cyclical downturn, expansion of the Company's manufacturing footprint with advanced packaging capacity, progress on planning for a manufacturing facility in the United States, and progress on developing and implementing ESG initiatives, including a net-zero commitment, the Compensation Committee determined that achievement of the Individual Performance measure for each of our NEOs and Mr. Kim should be set at 200% of the potential target for 2023, consistent with the maximum under the formula and recognizing that Individual Performance attainment only relates to 30% of the target Executive Bonus Plan award. As a result of these considerations, based on the level of achievement in 2023 and in accordance with the pre-established payout formula, the Compensation Committee approved below target bonuses for the NEOs and Mr. Kim as set forth below:

Name	2023 Target Bonus	2023 Actual Bonus	2023 Actual Bonus (as % of Target)
James J. Kim	\$ 1,215,000	\$ 789,750	65%
Giel Rutten	\$ 1,350,000	\$ 877,500	65%
Megan Faust	\$ 510,000	\$ 331,500	65%
Mark N. Rogers	\$ 467,500	\$ 303,875	65%
Farshad Haghighi	\$ 467,500	\$ 303,875	65%
Kevin K. Engel	\$ 382,500	\$ 248,625	65%

Long-Term Incentive Compensation

The Company has granted equity-based awards to executives from time to time, typically in the form of stock options, RSAs, RSUs, or PSUs. The primary purpose of granting equity-based awards is to align our executives and stockholders with a common goal of long-term stockholder value creation. The Compensation Committee believes that stock options issued with exercise prices equal to fair market value on the date of grant that have a time-based vesting requirement can be an effective retention and incentive tool because the stock options only produce value to the extent that the executive continues to be employed by us and the stock price increases, which in turn creates value for all stockholders. The Compensation Committee also believes that RSAs, RSUs, and PSUs provide a base level of long-term incentive compensation vesting over time that promotes the retention of key employees and ties executive compensation to the creation of long-term stockholder value through appreciation in the Company's stock price or other appropriate performance measures.

The Chief Executive Officer typically consults with other senior executive officers, the Chairman of the Compensation Committee, and our Executive Chairman regarding his recommendations for long-term incentive awards to our executive officers (other than himself). The Compensation Committee, with the assistance of data provided periodically by its compensation consultant, reviews the recommendations from the Chief Executive Officer and makes awards as it deems appropriate. Although a number of factors are considered, equity awards granted to our executive officers are determined on a case-by-case and discretionary basis, rather than pursuant to a formula. Factors considered include individual performance potential, retention, the amount that vests annually, and competitive market-based compensation packages. Awards are typically granted to our executive officers each February and may also be granted at other times during the year, such as in connection with a promotion, when a newly hired executive begins employment with the Company or to incentivize achievement of specific operational or financial goals. The number of shares underlying equity awards granted to our Chief Executive Officer and the frequency of grants to him are determined in the discretion of the Compensation Committee. It is the practice of the Compensation Committee to review such grants to the Chief Executive Officer with the other independent members of the Board and the Executive Chairman.

[Table of Contents](#)

On February 16, 2023, the Compensation Committee granted PSUs and RSUs under the 2021 Equity Plan to our Executive Chairman and our NEOs as follows: Mr. Kim, 27,839 PSUs and 9,279 RSUs; Mr. Rutten, 167,037 PSUs and 55,679 RSUs; Ms. Faust, 50,111 PSUs and 16,703 RSUs; Mr. Rogers, 22,271 PSUs and 7,423 RSUs; Mr. Haghighi, 22,271 PSUs and 7,423 RSUs; and Mr. Engel, 16,703 PSUs and 5,567 RSUs. For each of our Executive Chairman, Mr. Rutten, Ms. Faust, Mr. Rogers, Mr. Haghighi, and Mr. Engel, the aggregate value of the foregoing equity awards was allocated as 75% PSUs and 25% RSUs to emphasize the performance-based element that aligns with the two-year earnings per share goal underlying the PSUs. The allocation between these two forms of equity awards was to emphasize a performance-based requirement to earn equity awards rather than using equity as a retention-oriented incentive.

On December 14, 2023, the Compensation Committee granted PSUs and RSUs under the 2021 Equity Plan to our NEOs as follows: Mr. Rutten, 106,638 PSUs and 43,857 RSUs; Ms. Faust, 18,023 PSUs; Mr. Rogers, 8,260 PSUs; Mr. Haghighi, 8,260 PSUs; and Mr. Engel, 8,260 PSUs. Such equity awards were granted as part of the 2023 compensation program to incentivize achievement of certain performance goals related to geographic expansion of the Company's manufacturing footprint and expanding the Company's advanced packaging capacity in support of high growth potential end markets.

Description of 2023 PSUs. Under the PSU Award Agreement, for the February 2023 PSUs granted to our Executive Chairman, Mr. Rutten, Ms. Faust, Mr. Rogers, Mr. Haghighi, and Mr. Engel under the 2021 Equity Plan, the number of February 2023 PSU awards that a recipient will ultimately earn will be determined based on the achievement of a performance goal based on the Company's two-year cumulative earnings per share for the 2023-2024 Performance Period. Two-year cumulative earnings per share was chosen as a performance metric to require ongoing profit generation over multiple years and was set higher than prior performance to require profit growth. The Company believes that increasing multi-year earnings per share will benefit stockholders with stock price growth or other capital returns. The percentage of the February 2023 PSUs earned can range from 0% to 200% of the stated amount of PSUs, with the final amount to be determined no later than March 31, 2025, with receipt subject to the recipient's continued employment through the date of determination. For additional information regarding the February 2023 PSUs, please refer to the Grants of Plan-Based Awards Table. The funding schedule was the same for all February 2023 PSUs granted to Mr. Rutten and the NEOs (with linear interpolation when performance is between the points shown):

% 2-Year Cumulative Earnings Per Share Goal Achieved	<70%	70%	100%	160%
% Target PSUs Earned	— %	50%	100%	200%

The Company also issued PSUs in December 2023 to Mr. Rutten, Ms. Faust, Mr. Rogers, Mr. Haghighi, and Mr. Engel. PSU earnout will be based on the achievement of either of two internal performance goals related to geographic expansion of the Company's manufacturing footprint and expanding the Company's advanced packaging capacity in support of end markets with high growth potential during the 2024 Performance Period. The Company is not able to provide specific performance goals because it believes that providing them would result in competitive harm. The Company believes that the performance goals are set at rigorous but achievable levels. For additional information regarding the 2023 PSUs, please refer to the Grants of Plan-Based Awards Table. For a discussion of the material post-employment compensation provisions under the PSU Award Agreement, and the Rutten PSU Award Agreement, please refer to the "Employment, Severance, and Change in Control Arrangements" section of this proxy statement.

Description of 2023 RSUs. Under the RSU Award Agreement, the RSUs granted in February 2023 will vest in four equal installments beginning on February 16, 2024 and ending on February 16, 2027, subject to the recipient's continued employment with the Company at the time of vesting. Under the Rutten RSU Award Agreement, the RSUs granted to Mr. Rutten in December 2023 will vest in full on July 1, 2024, subject to Mr. Rutten's continued employment with the Company at the time of vesting, except in the event Mr. Rutten is terminated by the Company without Cause (as defined in the 2021 Equity Plan), in which case the RSUs will become fully vested. For a discussion of the material post-employment compensation provisions under the RSU

Award Agreement, and the Rutten RSU Award Agreement, please refer to the “Employment, Severance, and Change in Control Arrangements” section of this proxy statement.

Performance Attainment - 2022 PSUs. On February 24, 2022, the Compensation Committee awarded PSUs to our Executive Chairman and our NEOs, other than Mr. Rutten. The 2022 PSUs were earned based on 2022 and 2023 cumulative two-year earnings per share relative to a goal set at the start of 2022. The target number of 2022 PSUs was as follows: Mr. Kim, 32,244 PSUs; Ms. Faust, 41,197 PSUs; Mr. Rogers, 22,570 PSUs; Mr. Haghighi, 22,570 PSUs; and Mr. Engel, 11,285 PSUs. The 2022 PSUs vested based on the level of achievement of an earnings per share performance goal for the 2022-2023 PSU Performance Period according to the following terms:

- a threshold, target, and maximum level of performance was established
- no PSUs would be earned unless the threshold level of performance was achieved
- 50% of the PSUs awarded would be earned if 70% of the target earnings per share was achieved
- 100% of the PSUs awarded would be earned if 100% of the target earnings per share was achieved
- 200% of the PSUs awarded would be earned if 160% of the target earnings per share was achieved or exceeded
- Straight-line interpolation would be used to determine attainment between the threshold (70%) and maximum (160%) levels of performance

The threshold, target, and maximum two-year cumulative earnings per share performance goals for the 2022 PSUs were \$4.54, \$6.49, and \$10.38, respectively. In all events, the maximum number of 2022 PSUs earned was capped at 200% of the PSUs awarded. On February 20, 2024, the Compensation Committee determined that the two-year cumulative earnings per share for the 2022-2023 Performance Period was \$4.59, or 71% of the target earnings per share for the 2022-2023 PSU Performance Period, which funded a formulaic payout of 51% for the 2022 PSUs. Accordingly, 51% of the target number of 2022 PSUs awarded to recipients vested in accordance with the terms of the applicable PSU Award Agreement.

2024 Long-Term Incentive Awards. In February 2024, the Compensation Committee granted long-term incentive awards in the form of RSUs and PSUs to our Executive Chairman and the NEOs pursuant to the 2021 Equity Plan. The RSUs granted in February 2024 will vest in three equal installments on the anniversary of the grant date subject to the recipient’s continued employment with the Company at the time of vesting. The PSUs granted in February 2024 are divided evenly between PSUs based on earnings per share in 2024, 2025, and 2026, and PSUs based on relative total shareholder return over a three-year period, compared to the components of the PHLX Semiconductor Index (the “SOX”) over a three-year period.

Post-Termination Compensation

Executive Severance Agreements

As discussed elsewhere in this CD&A, in November 2022, the Company entered into the Executive Severance Agreements with each of its NEOs (in February 2023 for Mr. Engel). For details regarding the post-termination compensation payable to our NEOs, please refer to the “Compensation of Our Chief Executive Officer” subsection of this CD&A and the “Employment, Severance, and Change in Control Arrangements” and “Potential Payments upon Termination or Change in Control” sections of this proxy statement.

Rationale for Post-Termination Compensation Arrangements

Given the uncertainty inherent in change in control transactions, the Compensation Committee believes that it is in the best interests of our stockholders for management to remain neutral as to whether there is a change in

control transaction, through the use of severance. Management may be less inclined to resist change in control transactions that are in the best interests of our stockholders when they have the added security that comes with change in control arrangements. Additionally, the Compensation Committee believes that our post-termination compensation and related arrangements with our NEOs are aligned with existing market practices. The severance benefits for each NEO under the applicable Executive Severance Agreement are predicated upon the NEO being terminated without Cause (*i.e.*, “double trigger”). These benefits are also available to Mr. Rutten in the event that he resigns for Good Reason, and to our other NEOs under similar circumstances in the event of a Change in Control. For those NEOs, our change in control provisions do not include excise tax gross-ups, and our severance benefits are subject to the NEO signing a general release and waiver and complying with certain restrictive covenants. For all NEOs, the restrictive covenants include non-solicitation and (except for Mr. Haghighi, who resides in California) non-competition obligations for 12 months following a separation from service and certain non-disparagement, confidentiality, and intellectual property assignment obligations for an indefinite period. We believe that the restrictive covenants we have with our NEOs serve the best interests of the Company and its stockholders.

Our equity award agreements also generally provide for partial (in the case of PSUs) or full (in the case of all other equity awards) vesting of underlying equity awards in the event of a NEO’s death or disability. Similarly, the RSU Award Agreement and PSU Award Agreement provide for partial vesting of underlying equity awards in the event of a NEO’s retirement. The Compensation Committee approved these provisions to recognize the unique impact of the leadership decisions made by our NEOs on the long-term direction of the Company.

With the exception of the post-termination compensation arrangements discussed in this CD&A, we do not have any employment, severance, change-in-control, or other post-employment compensation arrangements in place with any of our NEOs.

Other Compensation Elements

Health, Welfare, and Retirement Benefits. Our NEOs are eligible to participate in health and welfare benefit programs that are generally available to all salaried, full-time employees, as determined by, and subject to, the laws of the country of their employment. Additionally, the 401(k) Plan is a tax-qualified 401(k) savings plan that, subject to Internal Revenue Service limits, allows U.S. employees to contribute a portion of their cash compensation on a pre-tax basis to an account that is eligible to receive matching contributions. We match employee contributions at a rate of 100% of the amount of compensation deferred by each participant, up to a maximum matching contribution of \$10,000 per year. All of the NEOs participate in the 401(k) Plan except for Mr. Rutten, who lives and works in Singapore.

Perquisites and Personal Benefits. We have a relocation program and provide certain payments and benefits under this program to all eligible employees, including the NEOs. A housing allowance, tax gross-up, tax equalization, and similar benefits may also be available for employees on expatriate assignments. In addition to the health and welfare benefits generally available to all salaried, full-time employees, the Company also pays for our executive officers to obtain an annual medical screening and offers a plan with increased health insurance coverage to our CEO.

Although they comprise a small portion of the total compensation for our NEOs, the purpose of these benefits is to promote the continuous well-being of our executives and to ensure that they are able to devote their attention to our ongoing success.

Stock Ownership Guidelines

In order to align the interests and objectives of our directors and officers with those of our stockholders, and to further promote the Company’s longstanding commitment to sound corporate governance, the Company has

established guidelines for Company stock ownership and retention. Each NEO is expected to own shares of our common stock equal in value to a multiple of such NEO's salary. The Chief Executive Officer is expected to hold 300% of his annual base salary. Each other NEO is expected to hold 100% of the NEO's annual base salary. Executive officers have five years from the date on which they first become subject to the stock ownership guidelines to achieve this ownership level. As of March 1, 2024, each NEO either owned more than the minimum stock ownership level, or was otherwise in compliance with, the Company's stock ownership guidelines.

Anti-Hedging, Anti-Pledging, and Clawback Policies

On November 15, 2023, pursuant to applicable Nasdaq and SEC requirements, the Company adopted the Clawback Policy, which requires the Company to recoup all or a portion of a participant's incentive-based compensation, including awards granted pursuant to the Executive Bonus Plan and the 2021 Equity Plan, if the Company is required to restate its financial statements resulting in the Company's financial performance being reduced (such that the incentive-based compensation or any portion thereof would not have been paid) and certain other requirements are met. Pursuant to the Clawback Policy, in the event that the Company is required to prepare an Accounting Restatement (as defined in the Clawback Policy), the Company will recover the amount of any Erroneously Awarded Compensation (as defined in the Clawback Policy) received by any current or former executive officer of the Company with respect to the three-year period before such Accounting Restatement.

The Company's policies also prohibit directors, officers, and employees from engaging in hedging or derivative transactions with respect to Company securities. For a description of these anti-hedging and anti-pledging policies, please refer to the "Corporate Governance" section of this proxy statement.

Tax and Accounting Considerations

The Tax Cuts and Jobs Act (the "Tax Act") eliminated the "performance-based compensation" exemption from the \$1 million cap on deductibility under Section 162(m) of the Internal Revenue Code of 1986, as amended, effective January 1, 2018. Notwithstanding the Tax Act, the Compensation Committee retains the flexibility to pay compensation that is not entirely deductible where the Compensation Committee determines doing so to be appropriate. For accounting purposes, time-based equity awards are measured at their grant date fair value with the resulting compensation expense recognized ratably over the service period, which is generally the vesting period of the award.

Compensation Committee Report

The Compensation Committee has reviewed and discussed this CD&A with management. Based on such review and discussion, the Compensation Committee recommended to the Board of Directors that the CD&A be included in this proxy statement, and such recommendation was approved by the Board of Directors.

This report is submitted by the Compensation Committee.

Winston J. Churchill, Chairman
Roger A. Carolin
Robert R. Morse
David N. Watson

Summary Compensation Table

The following table sets forth compensation earned for services rendered to us and our subsidiaries by our NEOs. Except as otherwise expressly provided below, amounts are in U.S. Dollars.

Name and Principal Position	Year	Salary (\$)	Stock Awards \$(1)	Non-Equity Incentive Plan Compensation \$(2)	All Other Compensation \$(3)	Total (\$)
Giel Rutten	2023	1,000,000	10,831,472	877,500	135,274(4)	12,844,246
President and	2022	950,000	966,460	1,500,525	140,668(4)	3,557,653
Chief Executive Officer	2021	850,000	1,147,500	1,721,250	113,885(4)	3,832,635
Megan Faust	2023	600,000	2,350,482	331,500	12,281	3,294,263
Executive Vice President,	2022	590,000	1,270,637	552,240	20,281	2,433,158
Chief Financial Officer, and Treasurer	2021	550,000	688,713	618,750	10,000	1,867,463
Mark N. Rogers	2023	550,000	1,052,907	303,875	10,000	1,916,782
Executive Vice President,	2022	540,000	684,164	505,440	10,000	1,739,604
General Counsel, and Corporate Secretary	2021	520,000	590,332	585,000	10,205	1,705,537
Farshad Haghighi	2023	550,000	1,052,907	303,875	23,540	1,930,322
Executive Vice President,	2022	525,000	684,164	491,400	10,000	1,710,564
Chief Sales Officer	2021	439,250(5)	245,964	376,863(6)	10,000	1,072,077
Kevin K. Engel (7)	2023	450,000	858,101	248,625	18,654	1,575,380
Executive Vice President Business Units						

Notes

- The amounts in the Stock Awards column reflect the aggregate grant date fair value of RSAs, RSUs, and PSUs calculated in accordance with FASB ASC 718, which is derived using the closing price of our common stock on the date of grant and excluding the impact of estimated forfeitures related to service-based vesting conditions. The valuations for the RSUs and PSUs awarded to the NEOs and included in the Stock Awards column also reflect that, pursuant to the terms and conditions of the applicable equity award agreements, the NEOs do not have any dividend equivalent rights with respect to such RSUs and PSUs. Assumptions used in the calculation of these amounts are included in Note 2 to our Consolidated Financial Statements included in the Form 10-K and are incorporated by reference herein. These amounts reflect the accounting expense for these awards on the grant date and do not correspond to the actual value, if any, that will be recognized by the NEOs. For the PSUs, the valuation was based upon the assumption that the target level of performance will be achieved, which represents the probable outcome of the performance conditions for those awards, consistent with the estimate of aggregate compensation cost to be recognized over the service period determined as of the grant date under FASB ASC 718. On February 20, 2024, the Compensation Committee determined that 51% of the 2022 PSUs would vest on February 20, 2024 pursuant to the relevant PSU award agreement. The value of the 2023 PSU awards at the grant date for each of the NEOs receiving such awards, assuming that the highest level of the performance conditions will be achieved, is as follows: Mr. Rutten — \$12,343,515; Ms. Faust — \$3,240,136; Mr. Rogers — \$1,448,309; Mr. Haghighi — \$1,448,309; and Mr. Engel — \$1,154,653.
- Represents amounts earned pursuant to the terms of the Executive Bonus Plan with respect to the years ended December 31, 2023, 2022, and 2021.
- See the “All Other Compensation Table” below for additional information.
- A portion of Mr. Rutten’s All Other Compensation was converted from Singapore Dollars using the following exchange rates: (i) for 2023, the average exchange rate for the period of January 1, 2023 through December 31, 2023, which was SGD 1.34 to \$1; (ii) for 2022, the average exchange rate for the period of January 1, 2022 through December 31, 2022, which was SGD 1.38 to \$1; and (iii) for 2021, the average exchange rate for the period of January 1, 2021 through December 31, 2021, which was SGD 1.34 to \$1.

[Table of Contents](#)

- (5) Mr. Haghighi's 2021 Salary reflects salary earned prior to and following his appointment as Executive Vice President, Worldwide Sales and Marketing in October 2021, at which time his base salary was increased from \$419,000 to \$500,000.
- (6) For Mr. Haghighi, the amount listed in this column for 2021 gives effect to his change in salary and bonus percentage in October 2021 as a result of his appointment as Executive Vice President, Worldwide Sales and Marketing.
- (7) Mr. Engel was not a NEO prior to 2023, and therefore only information related to 2023 is presented.

All Other Compensation Table

All Other Compensation amounts in the Summary Compensation Table for 2023 consist of the following:

Name	Defined Contribution Plan Employer Contributions (\$)	Housing Payments (\$)	Tax-Related Payments (\$)	Other Payments (\$)	Total (\$)
Giel Rutten (1)	—	79,846(2)	13,777(3)	41,651(4)	135,274
Megan Faust	10,000	—	—	2,281(5)	12,281
Mark N. Rogers	10,000	—	—	—	10,000
Farshad Haghighi	10,000	—	—	13,540(5)	23,540
Kevin K. Engel	10,000	—	—	8,654(5)	18,654

Notes

- (1) A portion of Mr. Rutten's 2023 Housing Payments, Tax-Related Payments, and Other Payments was converted from Singapore Dollars based on the average exchange rate for the period of January 1, 2023 through December 31, 2023, which was SGD 1.34 to \$1.
- (2) Includes apartment rental expenses and payments made to, or on behalf of, Mr. Rutten related to his assignment to Singapore, including utilities associated with his lease.
- (3) Includes payments made to, or on behalf of, Mr. Rutten for tax preparation services, including \$754 in tax gross-up payments related to such services, and \$10,081 in tax equalization payments.
- (4) Includes payments made to, or on behalf of, Mr. Rutten related to his assignment to Singapore for spousal travel benefits of \$18,556, a transportation allowance of \$17,518, mobile phone expenses, and executive medical health insurance premiums.
- (5) Other payments include the cost to the Company of a comprehensive annual physical examination made available to our executive officers. For Mr. Haghighi and Mr. Engel, payments include \$10,577 and \$8,654 related to the buyback of paid time off, respectively.

Grants of Plan-Based Awards

The following table sets forth certain information with respect to each award granted to the NEOs under any plan for the year ended December 31, 2023.

Name	Grant Date	Date of Compensation Committee Action if Different from Grant Date	Estimated Future Payouts under Non-Equity Incentive Plan Awards (1)			Estimated Future Payouts under Equity Incentive Plan Awards (2)			All Other Stock Awards: Numbers of Shares of Stock (#)(3)	Grant Date Fair Value of Stock and Option Awards (\$)(4)
			Threshold (\$)	Target (\$)	Maximum (\$)	Threshold (#)	Target (#)	Maximum (#)		
Giel Rutten	2/16/2023	2/7/2023							55,679	1,439,302
	2/16/2023	2/7/2023				83,518	167,037	334,074		4,404,766
	2/7/2023		0	1,350,000	2,700,000					
	12/14/2023						106,638		43,857	1,453,421
Megan Faust	2/16/2023	2/7/2023							16,703	431,773
	2/16/2023	2/7/2023	0	510,000	1,020,000	25,055	50,111	100,222		1,321,427
	2/7/2023									
	12/14/2023						18,023			597,282
Mark N. Rogers	2/16/2023	2/7/2023							7,423	191,885
	2/16/2023	2/7/2023	0	467,500	935,000	11,135	22,271	44,542		587,286
	2/7/2023									
	12/14/2023						8,260			273,736
Farshad Haghighi	2/16/2023	2/7/2023							7,423	191,885
	2/16/2023	2/7/2023	0	467,500	935,000	11,135	22,271	44,542		587,286
	2/7/2023									
	12/14/2023						8,260			273,736
Kevin K. Engel	2/16/2023	2/7/2023							5,567	143,907
	2/16/2023	2/7/2023	0	382,500	765,000	8,351	16,703	33,406		440,458
	2/7/2023									
	12/14/2023						8,260			273,736

Notes

- Represents each NEO's threshold, target, and maximum bonus opportunity under the Executive Bonus Plan. The threshold amount assumes attaining, but not exceeding, the threshold level for each of the Operating Income and Revenue goals and 0% attainment of the Individual Performance goal.
- The amounts in the "Threshold" column represent the minimum number of PSUs that would vest, if any, under the PSU Award Agreement, assuming that certain threshold performance goals are achieved. The amounts in the "Target" column represent the total number of PSUs granted that would vest if the target level of performance is achieved, which would result in the vesting of all of the PSUs granted. The amounts in the "Maximum" column represent the total number of PSUs granted that would vest if the performance attainment level reaches or exceeds 160% of the target level, which would result in the vesting of two times the number of PSUs originally granted. As discussed in the CD&A, the performance goals for the February 2023 PSUs are based on cumulative two-year earnings per share for 2023 and 2024, while earnout of the December 2023 PSUs is based on achievement of one of two internal goals related to related to geographic expansion of the Company's manufacturing footprint and expanding the Company's advanced packaging capacity in support of end markets with high growth potential. For the February 2023 PSUs, under the PSU Award Agreement earnings per share is calculated by dividing the Company's net income, as determined under GAAP, by the weighted average number of outstanding shares of the Company's common stock, subject to certain adjustments approved by the Board or the Compensation Committee. The actual number of PSUs that will become vested if the Company's earnings per share is achieved at a level falling between the threshold, target, and maximum attainment levels will be determined using linear interpolation. If less than 70% of the target level for earnings per share is attained, none of the PSUs will vest, and the entire PSU award will be forfeited. For the PSUs granted in December 2023, the PSUs will become fully vested on the

achievement of either of two performance goals during the 2024 Performance Period beginning on December 14, 2023 and ending on December 31, 2024.

- (3) This column represents RSU awards made to the NEOs during the year ended December 31, 2023 pursuant to the 2021 Equity Plan. The RSUs granted to the NEOs on February 16, 2023 will vest in four equal annual installments beginning on February 16, 2024 and ending on February 16, 2027, subject to the applicable NEO's continued employment with the Company at the time of vesting. The RSUs granted to Mr. Rutten on December 14, 2023 will vest in full on July 1, 2024, subject to Mr. Rutten's continued employment with the Company at the time of vesting, except that the RSUs will become fully vested in the event that Mr. Rutten is terminated by the Company without Cause or upon Mr. Rutten's death or disability, as well as if Mr. Rutten is terminated without Cause within twenty-four (24) months following a Change of Control (as defined in the Rutten RSU Award Agreement), and will vest in part (on a pro rata basis) in the event of Mr. Rutten's retirement.
- (4) The amounts listed in this column reflect the aggregate grant date fair value of RSUs and PSUs granted during the year ended December 31, 2023 under the 2021 Equity Plan, calculated in accordance with FASB ASC 718 and excluding the impact of estimated forfeitures related to any service-based vesting condition. Assumptions used in the calculation of these amounts are included in Note 2 to our Consolidated Financial Statements included in the Form 10-K and are incorporated by reference herein. For the PSUs, the valuation was based upon the assumption that the target level of performance will be achieved, which represents the probable outcome of the performance conditions for those awards, consistent with the estimate of aggregate compensation cost to be recognized over the service period determined as of the grant date under FASB ASC 718. These amounts reflect the accounting expense for these awards and do not correspond to the actual value, if any, that will be recognized by the NEOs. For further information regarding these awards, please refer to the "Compensation Discussion and Analysis — Long-Term Incentive Compensation" section of this proxy statement.

Outstanding Equity Awards at Fiscal Year-End

The following table shows the number of shares covered by both exercisable and non-exercisable stock options and the number of RSUs and PSUs held by our NEOs as of December 31, 2023.

Name	Grant Date	Option Awards			Option Exercise Price (\$)	Option Expiration Date	Stock Awards			
		Number of Securities Underlying Unexercised Options Exercisable (#)	Number of Securities Underlying Unexercised Options Unexercisable (#)	Equity Incentive Plan Awards: Number of Securities Underlying Unexercised Unearned Options (#)			Number of Shares or Units of Stock That Have Not Vested (#) (1)	Market Value of Shares or Units of Stock That Have Not Vested (\$)(2)	Equity Incentive Plan Awards: Number of Unearned Shares, Units, or Other Rights That Have Not Vested (#)(3)	Equity Incentive Plan Awards: Market or Payout Value of Unearned Shares, Units, or Other Rights That Have Not Vested (\$)(2)
Giel Rutten	2/15/2019	10,625	—	—	9.48	2/15/2029				
	7/30/2020	102,500	—	—	14.17	7/30/2030				
	2/24/2022						32,244(4)	1,072,758		
	2/16/2023						55,679(5)	1,852,440		
	2/16/2023								83,518(6)	2,778,644
Megan Faust	12/14/2023						43,857(7)	1,459,122		
	12/14/2023								106,638(8)	3,547,846
	2/15/2019	8,200	—	—	9.48	2/15/2029				
	2/11/2021						3,812(9)	126,825		
	2/24/2022						10,479(4)	348,636		
	2/24/2022								41,917(10)	1,394,579
	2/16/2023						16,703(5)	555,709		
	2/16/2023								25,055(6)	833,580
	12/14/2023								18,023(8)	599,625

Table of Contents

Name	Grant Date	Option Awards			Option Exercise Price (\$)	Option Expiration Date	Stock Awards			
		Number of Securities Underlying Unexercised Options Exercisable (#)	Number of Securities Underlying Unexercised Options Unexercisable (#)	Equity Incentive Plan Awards: Number of Securities Underlying Unexercised Unearned Options (#)			Number of Shares or Units of Stock That Have Not Vested (1)	Market Value of Shares or Units of Stock That Have Not Vested (\$)(2)	Equity Incentive Plan Awards: Number of Unearned Shares, Units, or Other Rights That Have Not Vested (#)(3)	Equity Incentive Plan Awards: Market or Payout Value of Unearned Shares, Units, or Other Rights That Have Not Vested (\$)(2)
Mark N. Rogers	6/10/2019	150,000	—	—	7.40	6/10/2029				
	2/11/2021						3,268(9)	108,726		
	2/24/2022						5,642(4)	187,709		
	2/24/2022								22,570(10)	750,904
	2/16/2023						7,423(5)	246,963		
	2/16/2023								11,135(6)	370,461
	12/14/2023								8,260(8)	274,810
Farshad Haghighi	2/11/2021						1,337(9)	44,482		
	2/24/2022						5,577(4)	185,547		
	2/24/2022								22,570(10)	750,904
	2/16/2023						7,357(5)	244,767		
	2/16/2023								11,135(6)	370,461
	12/14/2023								8,260(8)	274,810
Kevin K. Engel	2/11/2021						1,607(9)	53,465		
	2/24/2022						2,790(4)	92,823		
	2/24/2022								11,285(10)	375,452
	2/16/2023						5,520(5)	183,650		
	2/16/2023								8,351(6)	277,838
	12/14/2023								8,260(8)	274,810

Notes

- (1) This column represents unvested RSUs outstanding as of December 31, 2023.
- (2) The amounts in this column are calculated by multiplying the closing market price of our common stock as of December 29, 2023 (\$33.27) by the number of RSUs or PSUs, as applicable, listed for the specified NEO. The amounts in this column do not necessarily represent the fair value for expensing purposes or the fair value of awards that were expected to vest as of December 31, 2023.
- (3) This column represents unvested awards of PSUs outstanding as of December 31, 2023 that remain subject to a performance condition and assuming achievement of such performance condition: (i) for the PSUs granted in 2022 and December 2023, at the Target level of performance; and (ii) for the February 2023 PSUs, at the threshold level of performance.
- (4) This RSU award was granted on February 24, 2022 and vests annually at a rate of 25% over four years.
- (5) This RSU award was granted on February 16, 2023 and vests annually at a rate of 25% over four years.
- (6) This PSU award was granted on February 16, 2023 and will vest, if at all, based on the Company's achievement of an earnings per share performance goal for the 2023-2024 Performance Period.
- (7) This RSU award was granted on December 14, 2023 and vests in full on July 1, 2024.
- (8) This PSU award was granted on December 14, 2023 and will vest, if at all, based on the Company's achievement of the performance goal for the 2024 Performance Period.
- (9) This RSU was granted on February 11, 2021 and vests annually at a rate of 25% over four years.
- (10) This PSU award was granted on February 24, 2022 and will vest, if at all, based on the Company's achievement of an earnings per share performance goal for the 2022-2023 Performance Period.

Option Exercises and Stock Vested

The following table shows, with respect to our NEOs, the number of shares underlying stock options that were exercised, and the number of shares underlying RSAs, RSUs, and PSUs that vested, during the year ended December 31, 2023.

	Number of Shares Acquired on Exercise (#)	Value Realized on Exercise \$(1)	Number of Shares Acquired on Vesting (#)	Value Realized on Vesting \$(2)
Giel Rutten	60,000	830,898	119,498	3,203,864
Megan Faust	48,300	794,990	47,033	1,200,875
Mark N. Rogers	—	—	39,201	1,001,197
Farshad Haghighi	6,250	108,831	17,431	444,893
Kevin K. Engel	6,250	98,727	19,601	500,611

Notes

- (1) This column represents the difference between the aggregate market value of the shares for which the option was exercised and the aggregate exercise price for such shares.
- (2) This column represents the product of the number of shares acquired on vesting multiplied by the per share market value of our common stock on the applicable vesting date.

Employment, Severance, and Change in Control Arrangements

As discussed in the CD&A and elsewhere in this proxy statement, the Company entered into Executive Severance Agreements with each of Mr. Rutten, Ms. Faust, Mr. Haghighi, Mr. Rogers, and Mr. Engel.

Mr. Rutten

Pursuant to the Rutten Agreement, upon termination of Mr. Rutten's employment by the Company has without "Cause" or by Mr. Rutten for "Good Reason," each as defined in the Rutten Agreement, Mr. Rutten will be entitled to: (i) where such termination occurs within three months prior, or twenty-four months after, a Change in Control: (A) a lump sum equal to two times Mr. Rutten's then-current base salary and target bonus, (B) a pro-rata target bonus for the year of termination, (C) a lump sum payment of health insurance premiums for eighteen months, (D) full-vesting acceleration for time-vesting equity awards, and (E) payment of salary, unused vacation time, and vested benefits earned prior to termination; or (ii) in all other cases: (A) continuation of Mr. Rutten's then-current base salary and target bonus for an eighteen-month period (or 1.5 times the sum of his annual base salary and target bonus), (B) a pro-rata bonus for the year of termination determined based on the actual bonus, if any, he would have been paid for such year absent such termination, (C) bi-weekly installment payments of health insurance premiums for eighteen months, (D) vesting acceleration of the portion of all unvested time-vesting equity awards that would have vested within eighteen months after a termination, and (E) payment of salary, unused vacation time, and vested benefits earned prior to termination. The Compensation Committee believes that the terms and conditions of the Rutten Agreement, including the events triggering post-termination payments to Mr. Rutten, are appropriate in light of his unique leadership capabilities and the impact of his termination on the Company's long-term success.

Other NEOs

Under the Executive Severance Agreements for Ms. Faust, Mr. Rogers, Mr. Haghighi, and Mr. Engel in the case of a termination by the Company without Cause or a termination by the applicable NEO for "Good Reason" (as defined in the applicable Executive Severance Agreement) within three months prior, or twenty-four months

after, a Change in Control, the applicable NEO is entitled to: (i) a lump sum equal to 1.5 times the applicable NEO's then-current base salary and target bonus; (ii) a pro-rata target bonus for the year of termination; (iii) a lump sum payment of health insurance premiums for eighteen months; (iv) full-vesting acceleration for time-vesting equity awards; and (v) payment of salary, unused vacation time, and vested benefits earned prior to termination.

If the applicable NEO is terminated by the Company without "Cause," as such term is defined in the applicable Executive Severance Agreement, other than in connection with a Change in Control, the applicable NEO is entitled to: (i) continuation of such NEO's then-current base salary and target bonus for a twelve-month period; (ii) a pro-rata bonus for the year of termination determined based on the actual bonus, if any, such NEO would have been paid for such year absent such termination; (iii) bi-weekly installment payments of health insurance premiums for twelve months; and (iv) payment of salary, unused vacation time, and vested benefits earned prior to termination.

Under the Executive Severance Agreements for Ms. Faust, Mr. Rogers, and Mr. Engel the right to receive severance benefits, as described above, is contingent upon the applicable NEO's compliance with certain non-competition and non-solicitation obligations for twelve months following a separation from service and certain non-disparagement, confidentiality, and intellectual property assignment obligations for an indefinite period. The restrictive covenants under the Executive Severance Agreement for Mr. Haghighi, who resides in California, are generally similar to those applicable to Ms. Faust, Mr. Rogers, and Mr. Engel except that the non-competition and non-solicitation covenants under his Executive Severance Agreement expire upon his separation from service.

Post-Termination Compensation Provisions - Equity Award Agreements

Subject to the terms of the Rutten Agreement and the Executive Severance Agreements described above, and as discussed in the CD&A and elsewhere in this proxy statement, our standard forms of equity award agreements for our NEOs include post-termination vesting under certain circumstances.

RSUs. Under the RSU Award Agreement and the Rutten RSU Award Agreement, unvested RSUs will vest in full upon the NEO's death or disability. Unvested RSUs will also vest in part (on a pro rata basis) if the NEO retires on or after the date on which the sum of (i) the NEO's age (rounded down to the nearest whole month) plus (ii) the number of years (rounded down to the nearest whole month) of service with the Company equals or is greater than 75. In such an event, unvested RSUs in the tranche that is next scheduled to vest will automatically vest pro rata upon the NEO's retirement. RSU vesting following certain involuntary terminations of employment (including in connection with a Change in Control) for Mr. Rutten and our other NEOs are governed by the Rutten Agreement and the Executive Severance Agreements, respectively, and are discussed above. Under the Rutten RSU Award Agreement, unvested RSUs will also vest at 100% in the event Mr. Rutten is terminated by the Company without Cause.

PSUs. Under the PSU Award Agreement, unvested PSUs will vest in part (on a pro rata basis) in the event of the NEO's death or disability. Unvested PSUs will similarly vest on a pro rata basis in the event of the NEO's retirement unless the retirement occurs within the six-month period following the Date of Grant (as defined in the PSU Award Agreement), in which case the unvested PSUs will be forfeited. In the event of a Change in Control (as defined in the 2021 Equity Plan), unvested PSUs will vest at 100% or greater (depending upon the level of achievement of the Performance Goal (as defined in the PSU Award Agreement)), in each case, in accordance with the terms of the PSU Award Agreement. Under the Rutten PSU Award Agreement, unvested PSUs will become fully vested in the event Mr. Rutten is terminated by the Company without Cause.

Except as described in the CD&A and above, our NEOs are employees at will and do not have employment agreements or other similar arrangements with us.

Potential Payments upon Termination or Change in Control

Cash Payments upon Termination of Service

For a discussion of the cash severance payments payable to our NEOs upon termination, please refer to the “Employment, Severance, and Change in Control Arrangements” section of this proxy statement.

Treatment of Equity upon Termination of Service

The following table shows the additional vesting, if any, for unvested equity awards and the exercise periods for vested stock option awards, if applicable, upon a termination of employment in the various circumstances listed.

Treatment of Outstanding Equity Awards upon Various Termination Events							
Award Type	Voluntary Resignation (1)	Retirement (2)	Involuntary Not for Cause (3)	For Cause Termination	Change in Control (4)	Death	Disability
Options	Forfeiture of unvested option; up to 3 months to exercise vested option	Forfeiture of unvested option; up to 24 months to exercise vested option	CEO: Acceleration of options that would have vested within 18 months; up to 24 months to exercise vested option Other NEOs: Forfeiture of unvested option; up to 3 months to exercise vested option	Forfeiture of unvested option; up to 3 months to exercise vested option	Accelerated vesting; up to 24 months to exercise vested option	Accelerated vesting; up to 24 months to exercise vested option	Accelerated vesting; up to 24 months to exercise vested option
RSU	Forfeiture of all unvested RSUs	Pro rata vesting (next tranche only)	CEO: Accelerated vesting of RSUs that would have vested within 18 months Other NEOs: Forfeiture of all unvested RSUs December 2023 RSUs - full vesting	Forfeiture of all unvested RSUs	Accelerated vesting	Accelerated vesting	Accelerated vesting
PSU	Forfeiture of all unvested PSUs	Pro rata vesting at determination date (if retirement is more than 6 months after grant date)	Forfeiture of all unvested PSUs CEO: December 2023 PSUs - full vesting	Forfeiture of all unvested PSUs	Vesting on determination date at greater of target or actual attainment (if award assumed and employment terminated without cause or with Good Reason prior to determination date)	Pro rata vesting at determination date	Pro rata vesting at determination date

Notes

- (1) Does not include resignations for “Good Reason” as discussed in Note 4 below.
- (2) “Retirement” generally means a voluntary termination of employment on or after the date when the sum of the NEO’s age (rounded down to the nearest whole month) and the number of years (rounded down to the

nearest whole month) that the NEO has provided services to the Company equals or exceeds 75. As of December 31, 2023, Mr. Rutten, Mr. Haghighi and Mr. Engel would have been eligible for benefits with respect to Retirement.

- (3) Does not include terminations in connection with a Change in Control. The Rutten Agreement provides for accelerated vesting of options that would have vested within eighteen months after a termination without Cause or for Good Reason (other than in connection with a Change in Control). For all other NEOs, the vesting terms are governed by the Company's applicable forms of equity award agreement.
- (4) Under the Rutten Agreement and the Executive Severance Agreements for our other NEOs, in the event that the applicable NEO is terminated by the Company other than for Cause or by the NEO for Good Reason during the period beginning 90 days before a Change in Control and ending on the second anniversary of the Change in Control (a "Qualifying CIC Termination"), the applicable NEO's unvested time-based equity awards will immediately and fully vest, and any vested options will remain exercisable until the earlier of twenty-four months following termination or the option's original expiration date. Under the PSU Award Agreement, if the PSUs are assumed by the acquiring or successor company and, prior to the Determination Date (as defined in the PSU Award Agreement), the NEO's employment is terminated by the Company other than for Cause or by the NEO for Good Reason, then a number of PSUs will vest on the Determination Date based on the higher of (i) 100% achievement of the Performance Goal (as defined in the PSU Award Agreement) and (ii) the actual percentage of the Performance Goal that had been achieved at the time of the Change in Control. "Good Reason" is defined in both the PSU Award Agreement and the RSU Award Agreement as: (i) a material reduction in the NEO's authority, duties, or responsibilities; (ii) a material reduction in the NEO's base salary or bonus opportunity (other than certain pay reductions not specific to the NEO); or (iii) any material breach by the Company of any material provision of the PSU Award Agreement or RSU Award Agreement, as applicable. Under the Rutten Agreement and the Executive Severance Agreements, the definition of "Good Reason" includes, in addition to the first and second events described above, a relocation of the NEO's principal place of employment by more than 50 miles. Under the Rutten Agreement, the definition of "Good Reason" also includes a change in Mr. Rutten's title or requiring Mr. Rutten to report to anyone other than the Board of Directors.

Post-Termination Compensation Table

In the table below, we summarize the estimated payments that will be made to each of our NEOs upon a termination of employment in the various circumstances listed. The table should be read together with the CD&A, the above table regarding the treatment of equity awards upon termination, and other information regarding post-termination compensation for the NEOs set forth above in this "Potential Payments upon Termination or Change in Control" section and in the "Employment, Severance, and Change in Control Arrangements" section of this proxy statement. Unless noted otherwise in the table, the material assumptions that we used in creating the table are as follows:

- ***Date of Termination.*** Any triggering event (*e.g.*, termination, resignation, Change in Control, death, or disability) is assumed to have occurred on December 31, 2023, with base salaries in effect at the end of the 2023 fiscal year being used for purposes of the payout calculation.
- ***Price per Share of Common Stock.*** Calculations requiring a per share stock price are made using the closing price of our common stock on December 29, 2023, which was \$33.27. Any actual amounts paid under these scenarios, should they occur in the future, may be different.
- ***Generally Available Compensation and Benefits.*** For purposes of this section, we have excluded amounts that would become payable under programs that are generally available to Amkor's salaried employees (*e.g.*, the 401(k) Plan and Company-provided life insurance) and other post-termination compensation generally available to Amkor's salaried employees (*e.g.*, earned but unpaid salary and accrued but unused vacation time).

Table of Contents

- **Assumption of Equity Awards Following a Change in Control.** Except as otherwise set forth in the table below, the values shown for a Change in Control assume that a Qualifying CIC Termination has occurred for purposes of the Executive Severance Agreements.
- **Performance Goal Attainment.** The values included in the table below and attributable to the settlement of PSUs and payments made under the Executive Bonus Plan assume an actual attainment of 100% for the applicable performance period.
- **Restrictive Covenants.** To the extent that that we have any post-termination compensation arrangement that requires any of our NEOs to execute a general release of claims in favor of Amkor or to comply with the terms of any non-competition, non-solicitation, confidentiality, or similar restrictive covenant as a condition to receiving post-termination compensation payments pursuant to such arrangement, we have assumed that the NEO has complied with all such requirements.
- **Executive Bonus Plan.** We describe the Executive Bonus Plan in the CD&A under “Elements of Our Compensation Program — Annual Incentive Opportunities.” Amounts earned by and paid to the NEOs during 2023 under the Executive Bonus Plan are disclosed in the Summary Compensation Table.

Name	Post-Termination Compensation Payments and Benefits Table						
	Voluntary Resignation \$(1)	Retirement \$(2)	Involuntary Not for Cause Termination \$(3)	For Cause Termination (\$)	Change in Control \$(4)	Death (\$)	Disability (\$)
Giel Rutten	—	3,552,737	10,261,170	—	19,546,281	7,328,223	7,328,223
Megan Faust	—	—	1,174,734	—	6,918,769	3,287,273	3,287,273
Mark N. Rogers	—	—	1,074,321	—	4,346,976	1,677,580	1,677,580
Farshad Haghighi	—	1,248,091	1,087,264	—	4,297,787	1,608,978	1,608,978
Kevin K. Engel	—	744,017	890,100	—	3,219,134	996,044	996,044

Notes

- (1) Does not include resignations for “Good Reason” as discussed in Note 4 below.
- (2) As of December 31, 2023, Mr. Rutten, Mr. Haghighi, and Mr. Engel would have been eligible for benefits with respect to Retirement.
- (3) The amounts shown in the table for Mr. Rutten include, pursuant to the Rutten Agreement: (i) continuation of Mr. Rutten’s then-current base salary and target bonus for an eighteen-month period; (ii) a pro-rata bonus for the year of termination determined based on the actual bonus, if any, he would have been paid for such year absent such termination; (iii) payment of health insurance premiums for eighteen months; and (iv) full-vesting acceleration of the portion of all unvested time-vesting equity award that would have vested within eighteen months after a termination. The amounts shown in the table for each of Ms. Faust, Mr. Rogers, Mr. Haghighi, and Mr. Engel include, pursuant to their respective Executive Severance Agreements: (i) continuation of such NEO’s then-current base salary and target bonus for a twelve-month period; (ii) a pro-rata bonus for the year of termination determined based on the actual bonus, if any, such NEO would have been paid for such year absent such termination; and (iii) payment of health insurance premiums for twelve months.
- (4) The amounts shown in the table for Mr. Rutten include, pursuant to the Rutten Agreement: (i) a lump sum equal to two times Mr. Rutten’s then-current base salary and target bonus; (ii) a pro-rata target bonus for the year of termination; (iii) payment of health insurance premiums for eighteen months; and (iv) full-vesting acceleration for time-vesting equity awards. The amounts shown in the table for each of Ms. Faust, Mr. Rogers, Mr. Haghighi, and Mr. Engel include, pursuant to their respective Executive Severance Agreements: (i) a lump sum equal to 1.5 times the applicable NEO’s then-current base salary and target bonus; (ii) a pro-rata target bonus for the year of termination; (iii) payment of health insurance premiums for eighteen months; and (iv) full-vesting acceleration for time-vesting equity awards.

Security Ownership of Certain Beneficial Owners and Management

The following table presents the beneficial ownership of our common stock by beneficial owners of more than 5% of our common stock, each of our directors and NEOs, and all of our directors and executive officers as a group. This information is as of March 1, 2024, except as otherwise indicated in the notes to the table.

Name and Address†	Number of Shares (1)	Percentage Ownership (%)
James J. Kim Family Group (2)	132,643,013	53.8
John T. Kim (2)(3)	70,426,981	28.6
Susan Y. Kim (2)(10)	63,812,540	25.9
915 Investments, LP (2)	39,594,980	16.1
Sujochil, LP (2)	19,484,809	7.9
Kim Capital Partners - KCP, LLC (2)	16,710,668	6.8
James J. Kim (2)(11)	12,386,916	5.0
BlackRock, Inc. (4) 55 East 52nd Street New York, NY 10055	14,920,491	6.1
Dimensional Fund Advisors LP (5) Building One 6300 Bee Cave Road Austin, TX 78746	14,862,198	6.0
The Vanguard Group, Inc. (6) 100 Vanguard Blvd. Malvern, PA 19355	14,756,992	6.0
Douglas A. Alexander (7)	116,632	*
Roger A. Carolin (8)	188,392	*
Winston J. Churchill (9)	63,203	*
Kevin K. Engel	4,921	*
Megan Faust (12)	55,823	*
Farshad Haghighi	18,265	*
Daniel Liao (13)	86,216	*
MaryFrances McCourt (14)	69,901	*
Robert R. Morse (15)	231,338	*
Mark N. Rogers (16)	180,280	*
Giel Rutten (17)	232,601	*
Gil C. Tily (18)	149,218	*
David N. Watson (19)	208,392	*
All directors and executive officers (15 individuals) (20)	77,804,638	31.4

Notes

* Represents less than 1%.

† The address for each person or entity is c/o Amkor Technology, Inc., 2045 East Innovation Circle, Tempe, Arizona 85284 unless otherwise noted.

(1) The number and percentage of shares beneficially owned is determined in accordance with Rule 13d-3 under the Exchange Act. The information is not necessarily indicative of beneficial ownership for any other purpose. Under this rule, beneficial ownership includes any share over which the individual or entity has voting power or investment power, which includes the power to dispose of or to direct the disposition of such share. A person is deemed to be a beneficial owner of any shares of which that person has a right to acquire beneficial ownership within 60 days. The number of shares beneficially owned by a person and the

percentage ownership of that person includes shares of common stock issuable upon: (i) the exercise of options that are exercisable within 60 days of March 1, 2024; (ii) the vesting of RSUs that vest within 60 days of March 1, 2024; and (iii) the vesting of PSUs for which the performance criteria has been achieved and that vest within 60 days of March 1, 2024. Securities that can be so acquired are deemed to be outstanding for purposes of computing such person's ownership percentage, but not for purposes of computing any other person's percentage. Under these rules, more than one person may be deemed to be a beneficial owner of the same securities, and a person may be deemed to be a beneficial owner of securities as to which such person has no economic interest. The information contained in the table is not necessarily indicative of beneficial ownership for any other purpose, and the inclusion of any shares in the table does not constitute an admission of beneficial ownership of those shares. Unless otherwise indicated and subject to applicable community property laws, each person or entity has sole voting and investment power with respect to shares shown as beneficially owned.

- (2) As of March 1, 2024, James J. Kim, our Executive Chairman of the Board of Directors, members of Mr. Kim's immediate family, Liam E. Blaney, an employee of Susan Y. Kim, partnerships owned by Mr. Kim and members of his immediate family, limited liability companies owned by members of Mr. Kim's immediate family (the "Kim LLCs"), and trusts created by Mr. Kim and members of his immediate family for the benefit of Mr. Kim and members of his immediate family (the "Kim Trusts" and collectively with the foregoing persons and entities, the "James J. Kim Family Group") directly own 132,643,013 shares, or approximately 53.8%, of our outstanding common stock. Of this total number of shares, 595,000 of them are shares underlying options exercisable within 60 days of March 1, 2024. Of the 132,643,013 shares beneficially owned: 1,262,787 shares are held by Mr. Kim individually; 11,124,129 shares are held by Mr. Kim in his capacity as trustee of certain Kim Trusts, all of which are subject to shared investment power and shared voting power; 39,594,980 shares are held by 915 Investments, LP, a partnership in which Susan Y. Kim is the sole general partner (the "915 Partnership"); 715,000 shares are held by Mr. Kim's spouse, Agnes C. Kim, all of which Mrs. Kim has sole voting and investment power; 44,694,216 shares are held by Mr. Kim's son, John T. Kim, individually, of which 36,360,155 shares are subject to shared voting power and 38,838,480 shares are subject to shared investment power; 25,732,765 shares are held by John T. Kim in his capacity as trustee of certain Kim Trusts, of which 7,539,500 shares are subject to shared voting power, 10,101,032 shares are shares as to which he has no voting power, and 18,138,764 shares are subject to shared investment power; 2,487,071 shares are held by David D. Kim individually, of which he has shared investment power and no voting power as to 2,487,071 shares; 2,698,513 shares are held by David D. Kim in his capacity as trustee of certain Kim Trusts, of which 1,335,113 shares are subject to shared voting and investment power; 43,226,706 shares are held by Susan Y. Kim individually, of which 36,195,477 shares are subject to shared voting power and 38,673,802 shares are subject to shared investment power; 20,585,834 shares are held by Susan Y. Kim in her capacity as trustee of certain Kim Trusts, of which 7,539,500 shares are subject to shared voting power, 2,929,903 shares are shares as to which she has no voting power, and 9,690,829 shares are subject to shared investment power; 1,150,000 shares are held by The James and Agnes Kim Foundation, Inc. (the "Foundation"); 164,678 shares are held by Liam E. Blaney, as manager of Susins, LLC, all of which are subject to shared voting power and shared investment power; 2,478,325 shares are held by Sujoda Investments, LP, a partnership established for the benefit of members of James J. Kim's family (the "Sujoda Partnership"); 19,484,809 shares are held by Sujochil, LP, a partnership established for the benefit of members of Mr. Kim's family (the "Sujochil Partnership"); 164,678 shares are held by Susins, LLC; and 16,710,668 shares are held by Kim Capital Partners -KCP, LLC. Each of the individuals and entities comprising the James J. Kim Family Group may be deemed members of a group under Section 13(d) of the Exchange Act, and each may exercise voting and/or investment power in one or more capacities with respect to the shares of common stock in concert with other members of the James J. Kim Family Group. None of the trust agreements for the Kim Trusts or other relevant governing documents prohibit the persons authorized to vote shares of common stock of the Company from voting the shares of common stock of the Company held by them, in their discretion, in concert with other members of the James J. Kim Family Group. James J. Kim disclaims beneficial ownership of: (i) all of the shares held by Agnes C. Kim; and (ii) shares that are held in his capacity as trustee for the Kim Trusts.

In June of 2013, the 915 Partnership acquired 49,594,980 shares of common stock in exchange for convertible notes issued by the Company in 2009 (the “Convert Shares”). The Convert Shares are subject to a voting agreement (the “Voting Agreement”) that requires the James J. Kim Family Group to vote the Convert Shares in a “neutral manner” on all matters submitted to the Company’s stockholders for a vote, which means that the Convert Shares must be voted in the same proportion as all of the other outstanding securities (excluding the other shares owned by the James J. Kim Family Group) that are actually voted on a proposal submitted to our stockholders for approval. The James J. Kim Family Group is not required to vote in a “neutral manner” any Convert Shares that, when aggregated with all other voting shares held by the James J. Kim Family Group, represent 41.6% or less of the total then-outstanding voting shares of our common stock. The Voting Agreement terminates upon the earliest of (i) such time as no principal amount of the Convert Shares remain outstanding and the James J. Kim Family Group no longer beneficially owns any of the Convert Shares, (ii) the consummation of a Change of Control (as defined in the Voting Agreement), or (iii) the mutual agreement of the James J. Kim Family Group and the Company. As a result of an underwritten secondary offering on September 6, 2023, the 915 Partnership sold 10,000,000 shares of common stock and currently holds 39,594,980 Convert Shares.

James J. Kim and Agnes C. Kim are husband and wife and are the parents of Susan Y. Kim, David D. Kim, and John T. Kim. John T. Kim is the sole trustee of The John T. Kim Trust of December 31, 1987, the parent of Allyson Lee Kim and Jason Lee Kim, the co-trustee of various Kim Trusts along with Susan Y. Kim or James J. Kim, and a manager of one of the Kim LLCs along with Liam E. Blaney. Susan Y. Kim is the parent of Alexandra Kim Hays, Jacqueline Mary Panichello, and Dylan James Panichello, is the co-trustee of various Kim Trusts along with John T. Kim or James J. Kim, and is a manager of one of the Kim LLCs along with John T. Kim. David D. Kim is the sole trustee of the James J. Kim 2008 Trust FBO Descendants of David D. Kim dated 2/5/08 and a co-trustee of the Irrevocable Deed of Trust of James J. Kim f/b/o Children of David D. Kim dated 11/11/05. James J. Kim and Susan Y. Kim are co-trustees of the James J. Kim 2021 Qualified Annuity Trust U/A dated 12/15/21. John T. Kim and Susan Y. Kim are co-trustees of the Family Trust under the John T. Kim 2018 Irrevocable Trust Agreement dated 2/6/18, the Irrevocable Deed of Trust of James J. Kim Dated 12/24/92 fbo Alexandra Kim Panichello, the Irrevocable Deed of Trust of James J. Kim Dated 10/3/94 fbo Jacqueline Mary Panichello, the Irrevocable Deed of Trust of James J. Kim Dated 10/15/01 fbo Dylan James Panichello, the Irrevocable Deed of Trust of James J. Kim Dated 10/15/01 fbo Allyson Lee Kim, the Irrevocable Deed of Trust of James J. Kim Dated 11/17/03 fbo Jason Lee Kim, the John T. Kim 2007 Children’s Trust U/A Dated 12/28/07, the James J. Kim 2008 Trust fbo Alexandra Kim Panichello Dated 2/5/08, the James J. Kim 2008 Trust fbo Jacqueline Mary Panichello Dated 2/5/08, the James J. Kim 2008 Trust fbo Dylan James Panichello Dated 2/5/08, and the James J. Kim 2008 Trust fbo the Descendants of John T. Kim Dated 2/5/08. James J. Kim and John T. Kim are co-trustees of the John T. Kim 2012 Generation-Skipping Trust U/A dated 12/11/12 and the Family Trust under the John T. Kim Irrevocable Trust Agreement dated 12/11/12. Susan Y. Kim is the sole trustee of the 2023 Grantor Retained Annuity Trust of Agnes C. Kim dated 4/26/23, the 2023 Grantor Retained Annuity Trust of James J. Kim dated 4/26/23, and the 2023 Grantor Retained Annuity Trust of Susan Y. Kim dated 9/15/23. The trustees of each Kim Trust may be deemed to be the beneficial owners of the shares held by such Kim Trust. None of the Kim Trusts owns more than five percent of the outstanding shares of the common stock of the Company. Susan Y. Kim, as general partner of the 915 Partnership, has voting and investment power with respect to all of the securities held by the 915 Partnership. The limited partners of the 915 Partnership are James J. Kim, Agnes C. Kim, the Sujoda Partnership, and Sujoda Investments II, LP. The general partner of Sujoda Investments II, LP is Sujoda Management, LLC (“Sujoda Management”), and the limited partners are John T. Kim, Susan Y. Kim, and David D. Kim. Sujoda Management is the general partner of the Sujoda Partnership, and the limited partners are the grandchildren of James J. Kim. The sole members of Sujoda Management are John T. Kim, Susan Y. Kim, and David D. Kim. Susan Y. Kim has sole voting power of Sujoda Management. The general partners of the Sujochil Partnership are John T. Kim and Susan Y. Kim. The limited partners of the Sujochil Partnership are John T. Kim, Susan Y. Kim, two irrevocable trusts created by Susan Y. Kim for her descendants, two irrevocable trusts created by John T. Kim for his descendants, the 915 Partnership, Agnes

Table of Contents

C. Kim, and James J. Kim. All of the directors and officers of the Foundation are members of the James J. Kim Family Group. The members of the James J. Kim Family Group might each be expected to vote his, her, or its shares of common stock in concert with the other members of the James J. Kim Family Group.

The James J. Kim Family Group may be deemed to have beneficial ownership of 132,643,013 shares, or approximately 53.8%, of the outstanding shares of the common stock of the Company. Each of the individuals who are members of the James J. Kim Family Group states that the filing of his or her beneficial ownership reporting statements shall not be construed as an admission that such person is, for the purposes of Sections 13 and 16 of the Exchange Act and the rules promulgated thereunder, the beneficial owner of the shares of common stock reported as beneficially owned by the other members of such group.

- (3) Of the 44,694,216 shares held by John T. Kim individually, 2,478,325 shares are held by the Sujoda Partnership with respect to which Susan Y. Kim, John T. Kim, and David D. Kim have shared investment power; 19,484,809 shares are owned by the Sujochil Partnership, of which John T. Kim is a general partner and a limited partner and has shared voting and investment power; and 16,710,668 shares are owned by Kim Capital Partners - KCP, LLC, of which John T. Kim has shared voting and investment power. 25,732,765 shares are held by John T. Kim in his capacity as trustee of certain Kim Trusts, of which 7,539,500 shares are subject to shared voting power and 18,138,764 shares are subject to shared investment power, and John T. Kim has no voting power as to 10,101,032 shares. For more information regarding the shares beneficially owned by John T. Kim as a member of the James J. Kim Family Group, see footnote (2) above. John T. Kim disclaims beneficial ownership of: (i) shares that are held in his capacity as trustee; (ii) all shares held by the Sujoda Partnership and the Sujochil Partnership, other than the shares attributable to his proportional ownership of such entities; and (iii) all shares held by the Kim LLCs of which he is a manager.
- (4) BlackRock, Inc. ("BlackRock") reported in a Schedule 13G/A (Amendment No. 1) filed with the SEC on January 29, 2024 that it beneficially owns these shares as of December 31, 2023. According to the amended filing, BlackRock has sole voting power with respect to 14,524,969 of these shares and sole dispositive power with respect to 14,920,491 shares.
- (5) Dimensional Fund Advisors LP ("Dimensional Fund") reported in a Schedule 13G/A (Amendment No. 6) filed with the SEC on February 9, 2024 that it beneficially owns these shares as of December 29, 2023. According to the amended filing, Dimensional Fund has sole voting power with respect to 14,558,302 of these shares and sole dispositive power with respect to 14,862,198 shares.
- (6) The Vanguard Group, Inc. ("Vanguard") reported in a Schedule 13G/A (Amendment No. 1) filed with the SEC on February 13, 2024 that it beneficially owns these shares as of December 29, 2023. According to the amended filing, Vanguard has sole voting power with respect to no shares, shared voting power with respect to 72,307 of the shares, sole dispositive power with respect to 14,568,784 shares, and shared dispositive power with respect to 188,208 of the shares.
- (7) Includes 84,657 shares underlying options that are exercisable by Mr. Alexander within 60 days of March 1, 2024 and includes 8,883 shares issuable pursuant to RSUs and DEUs, the settlement of which has been deferred at the election of Mr. Alexander until his retirement from the Board or would vest within 60 days of March 1, 2024 if Mr. Alexander ceases to serve as a member of the Board or in the event of a change in control.
- (8) Includes 140,000 shares underlying options that are exercisable by Mr. Carolin within 60 days of March 1, 2024.
- (9) Includes 40,000 shares underlying options that are exercisable by Mr. Churchill within 60 days of March 1, 2024.

Table of Contents

- (10) Includes 145,000 shares issuable upon exercise of stock options exercisable within 60 days of March 1, 2024. Of the 43,226,706 shares held individually by Susan Y. Kim, 2,478,325 shares are owned by the Sujoda Partnership, with respect to which Susan Y. Kim has sole voting and shared investment power; 19,484,809 shares are owned by the Sujochil Partnership, of which Susan Y. Kim is a general partner and a limited partner and has shared voting and investment power; and 16,710,668 shares are owned by Kim Capital Partners - KCP, LLC, of which Susan Y. Kim has shared voting and investment power. 20,585,834 shares are held by Susan Y. Kim in her capacity as trustee of certain Kim Trusts, of which 7,539,500 shares are subject to shared voting power and 9,690,829 shares are subject to shared investment power, and Susan Y. Kim has no voting power as to 2,929,903 shares. For more information regarding the shares beneficially owned by Susan Y. Kim as a member of the James J. Kim Family Group, see footnote (2) above. Susan Y. Kim disclaims beneficial ownership of: (i) shares that are held in her capacity as trustee; (ii) all shares held by the Sujoda Partnership and the Sujochil Partnership, other than the shares attributable to her proportional ownership of such entities; (iii) all shares held by the Kim LLCs of which she is a manager; and (iv) except with respect to any such shares attributed to Susan Y. Kim's proportional ownership, the shares held by the 915 Partnership.
- (11) Includes 450,000 shares underlying options that are exercisable within 60 days of March 1, 2024. For more information regarding the shares beneficially owned by Mr. Kim as a member of the James J. Kim Family Group, see footnote (2) above. James J. Kim disclaims beneficial ownership of: (i) all of the shares held by Agnes C. Kim; and (ii) shares that are held in his capacity as trustee for the Kim Trusts.
- (12) Includes 2,800 shares underlying options that are exercisable by Ms. Faust within 60 days of March 1, 2024.
- (13) Includes 60,000 shares underlying options that are exercisable by Mr. Liao within 60 days of March 1, 2024.
- (14) Includes 20,000 shares underlying options that are exercisable by Ms. McCourt within 60 days of March 1, 2024.
- (15) Includes 140,000 shares underlying options that are exercisable by Mr. Morse within 60 days of March 1, 2024.
- (16) Includes 150,000 shares underlying options that are exercisable by Mr. Rogers within 60 days of March 1, 2024.
- (17) Includes 98,125 shares underlying options that are exercisable by Mr. Rutten within 60 days of March 1, 2024.
- (18) Includes 20,000 shares underlying options that are exercisable by Mr. Tily within 60 days of March 1, 2024.
- (19) Includes 160,000 shares underlying options that are exercisable by Mr. Watson within 60 days of March 1, 2024.
- (20) This number includes shares of common stock issuable upon: (i) the exercise of options that are exercisable within 60 days of March 1, 2024; (ii) the vesting of RSUs that vest within 60 days of March 1, 2024; and (iii) the vesting of PSUs for which the performance criteria has been achieved and that vest within 60 days of March 1, 2024.

PAY VERSUS PERFORMANCE

Pay versus Performance Table

References to “PEO 1” and “PEO 2” in the Pay versus Performance Table below (the “PVP Table”) refer, respectively, to Stephen D. Kelley, who served as our CEO from January 1, 2020 through June 16, 2020, and Mr. Rutten, who has served as our CEO since June 17, 2020.

Fiscal Year	Summary Compensation Table Total for PEO 1 (\$)(1)	Compensation Actually Paid to PEO 1 (\$)(1)(5)	Summary Compensation Table Total for PEO 2 (\$)(1)	Compensation Actually Paid for PEO 2 (\$)(1)(5)	Average Summary Compensation Table Total for Non-PEO NEOs (\$)(2)	Average Compensation Actually Paid to Non-PEO NEOs (\$)(2)(5)	Value of Initial Fixed \$100 Investment Based on:		Net Income (\$)	Revenue (\$)
							Total Shareholder Return (\$)(3)	Peer Group Total Shareholder Return (\$)(3)(4)		
2023	0	0	12,844,246	9,731,165	2,179,187	1,688,755	263.98	238.72	362,131	6,503,065
2022	0	0	3,557,653	2,422,045	1,696,477	1,525,867	188.13	142.94	767,042	7,091,585
2021	0	0	3,832,635	9,781,399	1,614,653	2,716,806	192.55	219.51	645,607	6,138,329
2020	3,089,209	3,055,134	9,736,145	9,951,398	1,009,893	1,045,233	116.30	153.66	340,499	5,050,589

Notes

- For 2020, the amounts include compensation data for Mr. Kelley and Mr. Rutten, each of whom served as CEO of the Company during 2020. For all other years, Mr. Rutten was the CEO for the entire year.
- Includes compensation data for NEOs other than the CEO as follows: (i) for 2020 - Ms. Faust, Mr. Rogers, YoungKuk Park, and John C. Stone; (ii) for 2021 - Ms. Faust, Mr. Rogers, Mr. Haghighi, and Mr. Stone; (iii) for 2022 - Ms. Faust, Mr. Rogers, Mr. Haghighi, and Steve Shin; and (iv) for 2023 - Ms. Faust, Mr. Rogers, Mr. Haghighi, and Mr. Engel.
- Total shareholder return (“TSR”) data include amounts associated with the reinvestment of dividends.
- The peer group TSR set forth in the PVP Table utilizes the SOX, which the Company uses in the stock performance graph required by Item 201(e) of Regulation S-K (“Regulation S-K”) promulgated under the Securities Act of 1933, as amended. The amounts reported are based on a hypothetical investment of \$100 in the common stock of the Company on December 31, 2019.
- Amounts included in this column were calculated based on the following adjustments:

	PEO 1 (\$)			
	2023	2022	2021	2020
Summary Compensation Table Total	—	—	—	3,089,209
Grant Date Fair Value of Option Awards and Stock Awards Granted in Fiscal Year	—	—	—	—
Fair Value at Fiscal Year-End of Outstanding and Unvested Option Awards and Stock Awards Granted in Fiscal Year	—	—	—	—
Change in Fair Value of Outstanding and Unvested Option Awards and Stock Awards Granted in Prior Fiscal Years	—	—	—	69,280
Fair Value at Vesting of Option Awards and Stock Awards Granted in Fiscal Year That Vested during Fiscal Year	—	—	—	—
Change in Fair Value as of Vesting Date of Option Awards and Stock Awards Granted in Prior Fiscal Years for Which Applicable Vesting Conditions Were Satisfied during Fiscal Year	—	—	—	(103,355)

[Table of Contents](#)

	PEO 1 (\$)			
	2023	2022	2021	2020
Fair Value as of Prior Fiscal Year-End of Option Awards and Stock Awards Granted in Prior Fiscal Years That Failed to Meet Applicable Vesting Conditions during Fiscal Year	—	—	—	—
Value of Dividends or Other Earnings Paid on Stock or Option Awards Not Otherwise Reflected in Fair Value or Total Compensation	—	—	—	—
Compensation Actually Paid (“CAP”)	<u>—</u>	<u>—</u>	<u>—</u>	<u>3,055,134</u>

	PEO 2 (\$)			
	2023	2022	2021	2020
Summary Compensation Table Total	12,844,246	3,557,653	3,832,635	9,736,145
Grant Date Fair Value of Option Awards and Stock Awards Granted in Fiscal Year	(10,831,472)	(966,460)	(1,147,500)	(7,730,025)
Fair Value at Fiscal Year-End of Outstanding and Unvested Option Awards and Stock Awards Granted in Fiscal Year	6,806,221	1,022,607	873,600	7,396,528
Change in Fair Value of Outstanding and Unvested Option Awards and Stock Awards Granted in Prior Fiscal Years	294,201	(91,130)	4,289,305	103,252
Fair Value at Vesting of Option Awards and Stock Awards Granted in Fiscal Year That Vested during Fiscal Year	—	—	335,100	502,633
Change in Fair Value as of Vesting Date of Option Awards and Stock Awards Granted in Prior Fiscal Years for Which Applicable Vesting Conditions Were Satisfied during Fiscal Year	617,969	(1,100,625)	1,598,259	(57,135)
Fair Value as of Prior Fiscal Year-End of Option Awards and Stock Awards Granted in Prior Fiscal Years That Failed to Meet Applicable Vesting Conditions during Fiscal Year	—	—	—	—
Value of Dividends or Other Earnings Paid on Stock or Option Awards Not Otherwise Reflected in Fair Value or Total Compensation	—	—	—	—
CAP	<u>9,731,165</u>	<u>2,422,045</u>	<u>9,781,399</u>	<u>9,951,398</u>

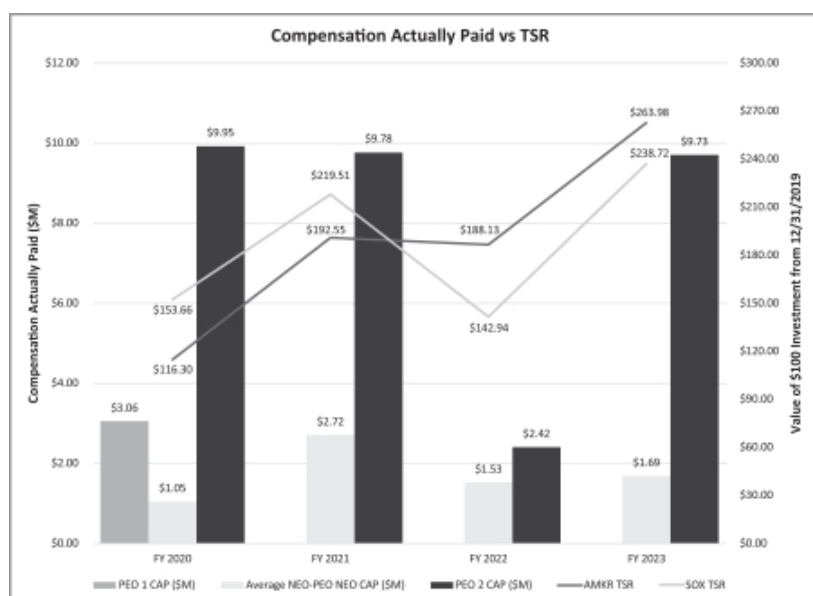
	Non-PEO NEOs (\$)			
	2023	2022	2021	2020
Summary Compensation Table Total	2,179,187	1,696,477	1,614,653	1,009,893
Grant Date Fair Value of Option Awards and Stock Awards Granted in Fiscal Year	(1,328,599)	(745,259)	(528,835)	—
Fair Value at Fiscal Year-End of Outstanding and Unvested Option Awards and Stock Awards Granted in Fiscal Year	658,207	584,285	856,121	—
Change in Fair Value of Outstanding and Unvested Option Awards and Stock Awards Granted in Prior Fiscal Years	106,092	41,724	443,079	106,325
Fair Value at Vesting of Option Awards and Stock Awards Granted in Fiscal Year That Vested during Fiscal Year	—	—	—	—

Table of Contents

	Non-PEO NEOs (\$)			
	2023	2022	2021	2020
Change in Fair Value as of Vesting Date of Option Awards and Stock Awards Granted in Prior Fiscal Years for Which Applicable Vesting Conditions Were Satisfied during Fiscal Year	73,868	(51,360)	331,788	(70,985)
Fair Value as of Prior Fiscal Year-End of Option Awards and Stock Awards Granted in Prior Fiscal Years That Failed to Meet Applicable Vesting Conditions during Fiscal Year	—	—	—	—
Value of Dividends or Other Earnings Paid on Stock or Option Awards Not Otherwise Reflected in Fair Value or Total Compensation	—	—	—	—
CAP	<u>1,688,755</u>	<u>1,525,867</u>	<u>2,716,806</u>	<u>1,045,233</u>

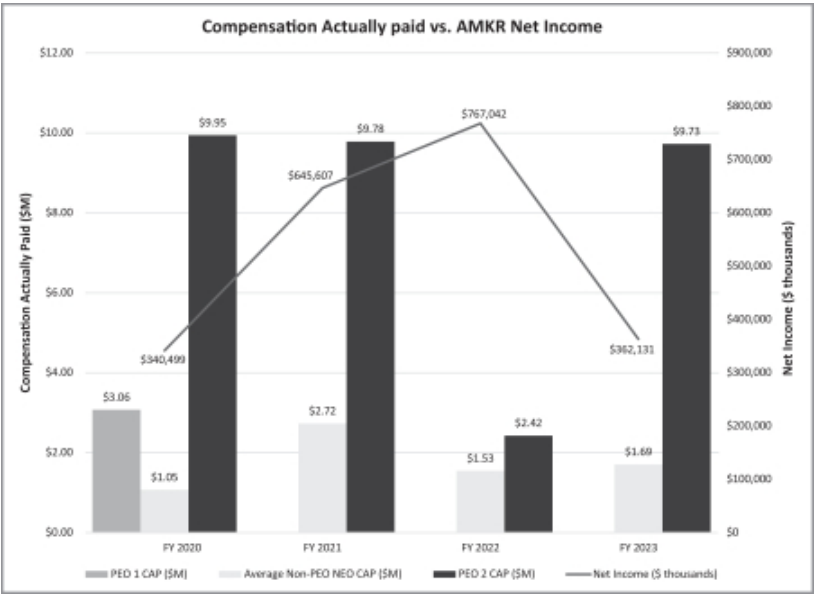
CAP versus TSR

The table below discloses information reflecting the relationship between the CAP to our NEOs and the Company's TSR. CAP generally increases in years when our stock price increases and is lower in years when the stock price decreases.



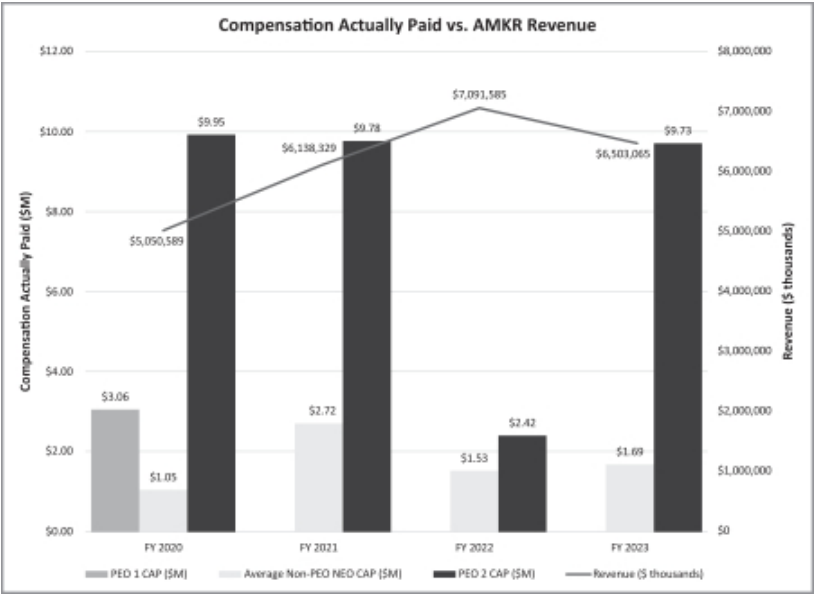
CAP versus Net Income

The table below discloses information reflecting the relationship between the CAP to our NEOs and the Company’s net income.



CAP versus Revenue

The table below discloses information reflecting the relationship between the CAP to our NEOs and the Company’s revenue.



Most Important Performance Measures

The list below contains the financial performance measures that the Company considers the most important in linking CAP to our PEO and other NEOs, for 2023, to Company performance. The below financial performance measures are not ranked.

Performance Measures
Revenue
Operating Income
Earnings Per Share

PAY RATIO

For 2023, our last completed fiscal year:

- the median of the annual total compensation of all employees of the Company (other than our CEO) was \$18,109; and
- the annual total compensation of Mr. Rutten was \$12,844,246.

Based on this information, for 2023, the ratio of the annual total compensation of Mr. Rutten to the median of the annual total compensation of all employees was 709 to 1.

The pay ratio above is a reasonable estimate calculated in a manner consistent with Item 402(u) of Regulation S-K. We describe the methodology and the material assumptions, adjustments, and estimates that we used to calculate the total compensation of our CEO for 2023, to identify the median of the annual total compensation of all of our employees, and to determine the annual total compensation of the “median employee” below. Because SEC rules for identifying the median employee and calculating the pay ratio based on that employee’s annual total compensation allow companies to adopt a variety of methodologies, to apply certain exclusions, and to make reasonable estimates and assumptions that reflect their compensation practices, the pay ratio reported by other companies may not be comparable to the pay ratio reported above, as other companies may have different employment and compensation practices and may utilize different methodologies, exclusions, estimates, and assumptions in calculating their own pay ratios.

To identify our median employee, we collected data from our global workforce, consisting of all U.S. and non-U.S. full-time, part-time, seasonal, and temporary employees of the Company and its consolidated subsidiaries as of December 31, 2023. We utilized compensation as reported to the local tax authorities for each jurisdiction, as maintained in the ordinary course, to determine annual compensation and to identify our median employee. However, we excluded employees who are required to be included in the Company’s payroll records but received no compensation from the Company during the year ended December 31, 2023, including, but not limited to, seconded employees and employees who were on a long-term leave of absence during that year. We did not annualize the compensation of permanent employees who were hired in 2023 but did not work for us or our consolidated subsidiaries for the entire fiscal year. We also utilized the Company’s calculated spot exchange rate as of December 31, 2023 to convert pay received by our international employees to U.S. dollars, but we did not make any cost-of-living adjustments in identifying the median employee. The median employee’s total compensation was calculated using the same methodology used to calculate the annual total compensation of our CEO as set forth in the Summary Compensation Table. Using this methodology, for purposes of 2023 compensation, we determined that the median employee was a full-time employee located in Taiwan.

PROPOSAL TWO

ADVISORY VOTE TO APPROVE THE COMPENSATION OF OUR NAMED EXECUTIVE OFFICERS

As required by Section 14A of the Exchange Act, we are asking for stockholder approval of the 2023 compensation of our NEOs. This proposal, commonly known as a “say-on-pay” proposal, gives our stockholders the opportunity to express their views on our NEOs’ compensation as a whole. This vote is not intended to address any specific item of compensation or any specific NEO, but rather the overall compensation of all of our NEOs and the executive compensation policies and practices described in this proxy statement. The Board has adopted a policy providing for an annual advisory vote to approve the compensation of our NEOs and, unless the Board modifies its current policy, the next advisory vote will be at the 2025 Annual Meeting.

The annual say-on-pay vote is advisory and, therefore, not binding on the Company, the Compensation Committee, or our Board of Directors. The say-on-pay vote will, however, provide information to us regarding investor sentiment about our executive compensation policies and practices, which the Compensation Committee will be able to consider when determining executive compensation for the remainder of the current fiscal year and beyond. Our Board of Directors and the Compensation Committee value the opinions of our stockholders, and if there are a significant number of negative votes with respect to a say-on-pay proposal, the Compensation Committee will seek to understand the concerns that influenced the voting and will consider whether any actions are necessary to address those concerns.

We believe that the information provided within the “Executive Compensation” and “Pay versus Performance” sections of this proxy statement demonstrates that our executive compensation program was designed appropriately and promotes long-term value creation by aligning management’s interests with the interests of our stockholders. Accordingly, we are asking our stockholders to vote “FOR” the following resolution at the Annual Meeting:

“RESOLVED, that the Company’s stockholders approve, on an advisory basis, the compensation of the Company’s named executive officers, as disclosed pursuant to Item 402 of Regulation S-K, including the CD&A, the compensation tables, the narrative discussion, and the other related disclosure.”

The Board unanimously recommends a vote “FOR” the advisory vote approving the compensation of our NEOs as described in this proxy statement. The affirmative vote of the holders of a majority of the shares present and entitled to vote is necessary for approval.

PROPOSAL THREE

RATIFICATION OF APPOINTMENT OF INDEPENDENT REGISTERED PUBLIC ACCOUNTING FIRM

The Audit Committee has the sole authority and responsibility to select, oversee, and when appropriate, replace Amkor’s independent registered public accounting firm. The Audit Committee actively engaged with PricewaterhouseCoopers LLP’s engagement partners throughout the year and considered, among other factors:

- the professional qualifications of the lead audit partner and other key engagement partners relative to the current and ongoing needs of the Company led by the Audit Committee’s process to rotate and select the lead audit partner and other key engagement partners at least every five years or as otherwise required by applicable law or regulation, and which was done most recently in February 2021 for the lead audit partner;
- historical and recent performance on the Company’s audits, including the extent and quality of communications with the Audit Committee related thereto;
- the appropriateness of fees relative to both efficiency and audit quality;
- independence policies and processes for maintaining its independence;

[Table of Contents](#)

- tenure as the Company’s independent registered public accounting firm and its related depth of understanding of the Company’s businesses, operations, systems, and accounting policies and practices;
- capability, expertise, and efficiency in handling the breadth and complexity of the Company’s operations across the globe; and
- the relative benefits, challenges, overall advisability, and potential impact of selecting a different independent registered public accounting firm.

The Audit Committee has approved the appointment of PricewaterhouseCoopers LLP as our independent registered public accounting firm for the year ending December 31, 2024.

PricewaterhouseCoopers LLP has served as our independent registered public accounting firm since 2000. The Board of Directors expects that representatives of PricewaterhouseCoopers LLP will attend the Annual Meeting, have an opportunity to make a statement if they desire to do so, and be available to respond to appropriate questions.

We are asking our stockholders to ratify the selection of PricewaterhouseCoopers LLP as our independent registered public accounting firm. Although ratification is not required by the Bylaws or otherwise, the Board is submitting the selection of PricewaterhouseCoopers LLP to our stockholders for ratification as a matter of good corporate practice and because the Audit Committee values the views of our stockholders regarding our independent registered public accounting firm. If the selection is not ratified, the Audit Committee may reconsider the appointment of PricewaterhouseCoopers LLP. Even if the selection is ratified, the Audit Committee, in its discretion, may select a different independent registered public accounting firm at any time during the year if it determines that such a change would be in the best interests of the Company and our stockholders.

The Board unanimously recommends a vote “FOR” the ratification of the appointment of PricewaterhouseCoopers LLP as our independent registered public accounting firm for the year ending December 31, 2024. The affirmative vote of the holders of a majority of the shares present and entitled to vote is necessary for ratification.

Fees Paid to PricewaterhouseCoopers LLP

The following table shows the fees paid by us to PricewaterhouseCoopers LLP, our independent registered public accounting firm, or any such fees accrued by us, for the 2023 and 2022 fiscal years.

	Year Ended December 31,	
	2023	2022
	(In thousands)	
Audit fees	\$4,321	\$4,174
Audit-related fees (1)	—	4
Tax fees (2)	439	408
All other fees (3)	2	1
Total Fees	<u>\$4,762</u>	<u>\$4,587</u>

Notes

- (1) Audit-related fees include fees billed for financial due diligence services rendered.
- (2) Tax fees consist primarily of fees billed for professional services rendered for tax compliance, tax advice, and tax planning.
- (3) All other fees include a license fee for access to accounting and reporting research tools for 2023 and 2022.

Policy on Audit Committee's Pre-Approval of Audit and Permissible Non-Audit Services of Independent Registered Public Accounting Firm

The Audit Committee is required to pre-approve the audit and non-audit services performed by our independent registered public accounting firm, PricewaterhouseCoopers LLP, in accordance with the Amkor Audit and Non-Audit Services Pre-Approval Policy (the "Pre-Approval Policy"). The Pre-Approval Policy provides for pre-approval of audit, audit-related, tax services, and other services specifically described by the Audit Committee. The Pre-Approval Policy also provides for the general approval of additional individual engagements, which, if they exceed certain pre-established thresholds, must be separately approved by the Audit Committee.

The Pre-Approval Policy authorizes the Audit Committee to delegate to one or more of its members pre-approval authority with respect to permitted services, provided that any such pre-approval decisions must be reported to the Audit Committee. All of the services provided by PricewaterhouseCoopers LLP during the year ended December 31, 2023 were pre-approved by the Audit Committee pursuant to the Pre-Approval Policy. Additionally, the Audit Committee concluded that the provision of such services by PricewaterhouseCoopers LLP was compatible with the maintenance of that firm's independence in the conduct of its auditing functions.

REPORT OF THE AUDIT COMMITTEE OF THE BOARD OF DIRECTORS

The role of the Audit Committee is to oversee Amkor's accounting and financial reporting processes on behalf of the Board of Directors. Management is responsible for the consolidated financial statements as well as for maintaining effective internal controls over financial reporting and disclosure controls and procedures and for compliance with laws, regulations, and applicable ethical business standards.

In performing its oversight function, the Audit Committee:

(1) reviewed and discussed with management Amkor's audited consolidated financial statements for the year ended December 31, 2023;

(2) met with Amkor's internal auditors and independent registered public accounting firm, with and without management present, to discuss the results of their audits and the overall quality of the Company's financial reporting, and the matters required to be discussed by the applicable requirements of the Public Company Accounting Oversight Board ("PCAOB"); and

(3) received the written disclosures and the letter from Amkor's independent registered public accounting firm required by the applicable requirements of the PCAOB and discussed with the independent registered public accounting firm such firm's independence. The Audit Committee considered whether the provision of non-audit services by Amkor's independent registered public accounting firm is compatible with maintaining the independence of the independent registered public accounting firm. The Audit Committee concluded that the independent registered public accounting firm is independent from Amkor and its management.

Based on the foregoing, the Audit Committee recommended to the Board of Directors that the audited consolidated financial statements for the year ended December 31, 2023 be included in the Form 10-K.

The foregoing report has been furnished by the following directors and members of the Audit Committee:

Roger A. Carolin, Chairman
MaryFrances McCourt
Robert R. Morse

PROPOSAL FOUR

SHAREHOLDER PROPOSAL TO REPORT ON THE EFFECTIVENESS OF THE COMPANY'S DIVERSITY, EQUITY, AND INCLUSION EFFORTS

As You Sow on behalf of one of our stockholders has submitted the following proposal. The Company will provide the name, address and share ownership information of the proponent of Proposal Four promptly upon receipt by the Corporate Secretary of an oral or written request for that information:

RESOLVED: Shareholders request that Amkor Technology Inc. (Amkor Technology) report to shareholders on the effectiveness of the Company's diversity, equity, and inclusion efforts. The report should be done at reasonable expense, exclude proprietary information, and provide transparency on outcomes, using quantitative metrics for workforce diversity, hiring, promotion, and retention of employees, including data by gender, race, and ethnicity.

SUPPORTING STATEMENT: Quantitative data is sought so that investors can assess and compare the effectiveness of companies' diversity, equity, and inclusion programs.

It is advised that this content be provided through Amkor Technology's existing sustainability reporting infrastructure. An independent report specific to this topic is not requested.

WHEREAS: More than half of the S&P 500 and over one-third of the Russell 1000 have released, or have committed to release, their consolidated EEO-1 forms, a best practice in diversity data reporting. Companies that release, or have committed to release, more inclusion data than Amkor Technology include Salesforce, Microsoft, Texas Instruments, and Raytheon Technologies.

As You Sow and Whistle Stop Capital released research in November 2023 that reviewed the EEO-1 reports of 1,641 companies against financial performance metrics from 2016-2021.¹ With the information technology sector, statistically significant positive correlations were found between manager diversity and mean free cash flow per share, income after tax, income after tax compound annual growth rate over five years, net profit margin, mean return on equity, and return on invested capital.

As of the date of the filing this proposal, Amkor Technology had not yet released its consolidated EEO-1 form, nor had it shared sufficient hiring, retention, or promotion data to allow investors to determine the effectiveness of its diversity and inclusion programs.

As detailed below, inclusion indicators are also important in assessing Amkor Technology's workplace equity efforts, and if the Company will be able to successfully build, utilize, and maintain a diverse management team.

Hiring: Studies conducted by economists at the University of Chicago and UC Berkeley found that "discriminating companies tend to be less profitable," stating "it is costly for firms to discriminate against productive workers."²

Promotion: Without equitable promotional practices, companies will be unable to build the necessary employee pipelines for diverse management. Women and employees of color experience "a broken rung" in their careers; for every 100 men who are promoted, only 87 women are. Whereas women of color comprise 18 percent of the entry-level workforce and only 6 percent of executives.³

¹ <https://www.asyousow.org/report-page/2023-positive-relationships-linking-workforce-diversity-and-financial-performance>

² <https://www.nytimes.com/2021/07/29/business/economy/hiring-racial-discrimination.html>

³ <https://www.mckinsey.com/featured-insights/diversity-and-inclusion/women-in-the-workplace>

Retention: Retention rates indicate if employees believe a company represents their best opportunity. Morgan Stanley has found that employee retention above industry average can indicate a competitive advantage and higher levels of future profitability.⁴

Statement in Opposition to the Shareholder Proposal to Report on the Effectiveness of the Company’s Diversity, Equity, and Inclusion Efforts

The Board, after review by its directors and Nominating and Governance Committee, recommends a vote against this proposal.

The proposal calls for the Company to report to stockholders on the effectiveness of the Company’s diversity, equity, and inclusion (“DEI”) efforts and to provide transparency on outcomes using quantitative metrics for workforce diversity, hiring, promotion, and retention of employees, including data by gender, race, and ethnicity.

Amkor promotes a positive work environment for all of its employees and does not believe that reporting on the requested categories would benefit its stockholders, create more opportunity for potential employees or increase avenues for development, advancement or promotion of our existing employees. Our workforce is global, and the request, anchored in labor and employment reporting required at the national level in the United States, would not provide meaningful information to stockholders about the work Amkor does to hire and retain the dynamic professionals we need in Asia, Europe, and the United States to provide service to our customers, provide opportunity to our employees, and provide long-term value creation to our stockholders.

Amkor is committed to a positive work environment.

At Amkor, we believe in the power of a positive work environment to fulfill our purpose of providing agile and dependable manufacturing and supply chain solutions to our customers. Amkor strives to foster a diverse, equitable, and inclusive culture. We believe that by leveraging the varied backgrounds of our diverse workforce, which includes nearly 29,000 employees, we can better deliver the products and services our customers need. We recognize that the wide array of races, ethnicities, abilities, ages, religions, sexual orientations, genders and political views in our communities serves as a catalyst for innovation and creativity that contributes to meeting the needs of our customers and employees and the creation of long-term value for stockholders.

Our global workforce spans 12 countries, reflecting various cultures, backgrounds, ages, genders and ethnicities. While Amkor’s employees represent a global and diverse workforce, approximately 96%, 3% and 1% of its employees reside in the Asia-Pacific region, Europe and the United States, respectively. The large concentration of Amkor’s employees in Asia-Pacific creates a globally diverse workforce but limits Amkor’s ability to create a racially and ethnically diverse workforce when measured facility by facility or even regionally. Amkor addresses this dynamic through intentional, thoughtful and conscientious strategies that are tailored to the specific needs of its employees in the context of their regions and cultures.

Amkor’s Code of Business Conduct prohibits discrimination based on characteristics such as race, color, religion, gender or gender identity, sexual orientation, age, national origin, ancestry, ethnicity, veteran status, pregnancy, genetic information and disability and prohibits harassment based on these characteristics. Amkor’s Code of Business Conduct also prohibits retaliation against anyone for reporting a suspected violation of the Code. In the United States, Amkor requires leaders who manage, supervise or direct the work of others to complete at least two hours of training every two years on the topic of preventing harassment, and all non-management or individual contributor employees in the United States are required to complete at least one hour of training on the same topic every two years. We provide employees with access, through an online internal platform, to thousands of training courses in fifteen skill areas, including DEI, management, and professional improvement.

⁴ https://www.morganstanley.com/im/publication/insights/articles/article_culturequantframework_us.pdf, p. 2

Requiring Amkor to prepare a separate report with this information would place an undue administrative burden on the Company and would not provide meaningful additional information to stockholders.

We believe our existing disclosures provide meaningful information that allows stockholders to determine the effectiveness of our policies related to workplace diversity, hiring, promotion, and retention. We do not believe the standalone report requested by this proposal would provide meaningful additional information to stockholders to merit the resources required to provide the report. Moreover, the metrics that the proposal requests be included in the report are not sufficiently tailored to account for Amkor's unique characteristics, its geographically diverse manufacturing footprint, and the needs of its employees. We continuously evaluate our practices and make enhancements when appropriate. For these reasons, we believe this proposal is not in the best interests of the Company and its stockholders.

The Board unanimously recommends a vote "AGAINST" this proposal. The affirmative vote of the holders of a majority of the shares present and entitled to vote is necessary for ratification.

INCORPORATION BY REFERENCE

The information contained above under the captions "Compensation Committee Report" and "Report of the Audit Committee of the Board of Directors" shall not be deemed to be "soliciting material" or to be "filed" with the SEC or subject to Regulation 14A or 14C under the Exchange Act, other than as provided therein, or to the liabilities of Section 18 of the Exchange Act, except to the extent that we specifically request such information be treated as soliciting material or specifically incorporate it by reference into a document filed under the Securities Act of 1933, as amended, or the Exchange Act. In addition, this proxy statement contains references to several website addresses. The information on such websites is not part of this proxy statement.

DELINQUENT SECTION 16(a) REPORTS

Section 16(a) of the Exchange Act requires our directors, officers, and persons who own more than 10% of a registered class of our equity securities to file with the SEC initial reports of beneficial ownership and reports of changes in beneficial ownership of any of our equity securities. To our knowledge, based solely on a review of Forms 3, 4, and 5 and amendments thereto filed electronically with the SEC during the year ended December 31, 2023, and a representation from each of our directors and officers that no other reports were required, all directors, officers, and beneficial owners of greater than 10% of any class of our equity securities registered pursuant to Section 12 of the Exchange Act made all filings required under Section 16(a) of the Exchange Act during 2023 on a timely basis.

DELIVERY OF VOTING MATERIALS TO STOCKHOLDERS SHARING AN ADDRESS

To reduce the expense of delivering duplicate voting materials to our stockholders who may hold shares of Amkor common stock in more than one stock account, we are delivering only one set of the proxy solicitation materials to certain stockholders who share an address, unless otherwise requested. A separate proxy card is included in the voting materials for each of these stockholders. We will promptly deliver, upon written or oral request, a separate copy of the Form 10-K or this proxy statement to a stockholder at a shared address to which a single copy of the documents was delivered. To obtain an additional copy, you may contact our Corporate Secretary by writing to us at Amkor Technology, Inc., Attention: Corporate Secretary, 2045 East Innovation Circle, Tempe, Arizona 85284, or contacting us by telephone at (480) 821-5000. Conversely, if you share an address with another stockholder and have received multiple copies of our proxy materials, you may contact us at the address or telephone number specified above to request that only a single copy of these materials be delivered to your address in the future. Stockholders sharing a single address may revoke their consent to receive a single copy of our proxy materials in the future at any time by contacting us at the address or telephone number listed above.

ANNUAL REPORT ON FORM 10-K

The Form 10-K is being mailed prior to or with this proxy statement to stockholders entitled to notice of the Annual Meeting.

WE WILL PROVIDE EACH BENEFICIAL OWNER OF OUR SECURITIES AS OF THE RECORD DATE WITH A COPY OF THE FORM 10-K, INCLUDING THE FINANCIAL STATEMENTS AND SCHEDULES THERETO, WITHOUT CHARGE, BY FIRST CLASS MAIL, PROMPTLY UPON RECEIPT OF A WRITTEN OR ORAL REQUEST FROM SUCH PERSON. SUCH REQUEST SHOULD BE DIRECTED TO AMKOR'S CORPORATE SECRETARY, AMKOR TECHNOLOGY, INC., 2045 EAST INNOVATION CIRCLE, TEMPE, ARIZONA 85284, TELEPHONE: (480) 821-5000.



To our Stockholders:

You are cordially invited to attend the Annual Meeting of Stockholders of Amkor Technology, Inc. The Annual Meeting will be held on Tuesday, May 14, 2024, at 9:00 a.m., EDT. We have determined that the Annual Meeting will be held in a virtual meeting format only, via the Internet. You may attend the Annual Meeting, submit questions, and vote your shares electronically during the meeting via live webcast at meetnow.global/MRHAM2U. You will need the 15-digit control number printed on your proxy card to participate in the Annual Meeting. We recommend that you log in at least 15 minutes before the Annual Meeting to ensure you are logged in when the meeting starts.

The actions expected to be taken at the 2024 Annual Meeting of Stockholders are described in detail in the attached Proxy Statement and Notice of Annual Meeting of Stockholders.

We also encourage you to read our 2023 Annual Report to Stockholders. It includes information about our company and our audited financial statements. A copy of our 2023 Annual Report to Stockholders was previously sent to you or is included with this Proxy Statement.

Please use this opportunity to take part in the affairs of Amkor Technology, Inc. by voting on the business to come before the 2024 Annual Meeting of Stockholders. **Whether or not you plan to attend such meeting, please complete, sign, date, and return the accompanying proxy in the enclosed postage-prepaid envelope or submit your proxy by internet or telephone to ensure that your shares are represented at the 2024 Annual Meeting of Stockholders.** Returning the proxy does **NOT** deprive you of your right to attend the 2024 Annual Meeting of Stockholders or to vote your shares during such meeting for the matters to be acted upon at such meeting.

Thank you for your continuing support.

Important Notice Regarding the Availability of Proxy Materials for the Stockholders Meeting to Be Held on May 14, 2024. The Proxy Statement for the 2024 Annual Meeting of Stockholders and our 2023 Annual Report to Stockholders for the year ended December 31, 2023 are available at: www.envisionreports.com/AMKR.

Sincerely,

James J. Kim
Executive Chairman of the Board

▼ IF VOTING BY MAIL, SIGN, DETACH, AND RETURN THE BOTTOM PORTION IN THE ENCLOSED ENVELOPE. ▼

Proxy – Amkor Technology, Inc.



2045 East Innovation Circle
Tempe, Arizona 85284

THIS PROXY IS SOLICITED ON BEHALF OF THE BOARD OF DIRECTORS
FOR THE ANNUAL MEETING OF STOCKHOLDERS TO BE HELD ON MAY 14, 2024

The undersigned hereby appoints James J. Kim and Giel Rutten as proxies (each with power to act alone and with full power of substitution) of the undersigned to represent and vote the shares of stock which the undersigned is entitled to vote at the Annual Meeting of Stockholders of Amkor Technology, Inc. to be held on May 14, 2024, and at any postponement or adjournment thereof, as hereinafter specified, and, in their discretion, upon such other matters as may properly come before the meeting.

IF THIS CARD IS PROPERLY EXECUTED, SHARES WILL BE VOTED IN THE MANNER DIRECTED HEREIN BY THE UNDERSIGNED. IF NO DIRECTION IS MADE, THIS PROXY WILL BE VOTED FOR ALL NOMINEES, FOR PROPOSALS 2 AND 3, AGAINST PROPOSAL 4, AND IN SAID PROXIES' DISCRETION REGARDING SUCH OTHER MATTERS AS MAY PROPERLY COME BEFORE THE MEETING.

You are encouraged to specify your choice by marking the appropriate boxes on the reverse side. On matters which you do not specify a choice, your shares will be voted in accordance with the recommendation of Amkor's Board of Directors. Please mark, sign, date, and return this proxy promptly using the enclosed envelope.

CONTINUED AND TO BE SIGNED ON THE REVERSE SIDE.

C Non-Voting Items

Change of Address – Please print new address below.

